

January 1 – December 31, 2022

Evidence of Coverage:

Your Medicare Health Benefits and Services as a Member of Explorer 8 (PPO)

This booklet gives you the details about your Medicare health care coverage from January 1 – December 31, 2022. It explains how to get coverage for the health care services you need. **This is an important legal document. Please keep it in a safe place.**

This plan, Explorer 8 (PPO), is offered by PacificSource Medicare. (When this *Evidence of Coverage* says “we,” “us,” or “our,” it means PacificSource Medicare. When it says “plan” or “our plan,” it means Explorer 8 (PPO).)

Please contact our Customer Service number at (888) 863-3637 for additional information. (TTY users should call (800) 735-2900.) Hours are Oct. 1 - Mar. 31: 8:00 a.m. - 8:00 p.m. local time zone, seven days a week. Apr. 1 - Sept. 30: 8:00 a.m. - 8:00 p.m. local time zone, Monday – Friday.

If you need this material in a different format such as braille, large print, or alternative formats, please call Customer Service.

Benefits, premium, deductible, and/or co-pays/coinsurance may change on January 1, 2023.

The provider network may change at any time. You will receive notice when necessary.

2022 Evidence of Coverage

Table of Contents

This list of chapters and page numbers is your starting point. For more help in finding information you need, go to the first page of a chapter. **You will find a detailed list of topics at the beginning of each chapter.**

Chapter 1. Getting started as a member4

Explains what it means to be in a Medicare health plan and how to use this booklet. Tells about materials we will send you, your plan premium, your plan membership card, and keeping your membership record up to date.

Chapter 2. Important phone numbers and resources..... 13

Tells you how to get in touch with our plan (Explorer 8 (PPO)) and with other organizations including Medicare, the State Health Insurance Assistance Program (SHIP), the Quality Improvement Organization, Social Security, Medicaid (the state health insurance program for people with low incomes), and the Railroad Retirement Board.

Chapter 3. Using the plan's coverage for your medical services26

Explains important things you need to know about getting your medical care as a member of our plan. Topics include using the providers in the plan's network and how to get care when you have an emergency.

Chapter 4. Medical Benefits Chart (what is covered and what you pay).....42

Gives the details about which types of medical care are covered and *not* covered for you as a member of our plan. Explains how much you will pay as your share of the cost for your covered medical care.

Chapter 5. Asking us to pay our share of a bill you have received for covered medical services 118

Explains when and how to send a bill to us when you want to ask us to pay you back for our share of the cost for your covered services.

Chapter 6. Your rights and responsibilities 124

Explains the rights and responsibilities you have as a member of our plan. Tells what you can do if you think your rights are not being respected.

Table of Contents

**Chapter 7. What to do if you have a problem or complaint
(coverage decisions, appeals, complaints)..... 141**

Tells you step-by-step what to do if you are having problems or concerns as a member of our plan.

- Explains how to ask for coverage decisions and make appeals if you are having trouble getting the medical care you think is covered by our plan. This includes asking us to keep covering hospital care and certain types of medical services if you think your coverage is ending too soon.
- Explains how to make complaints about quality of care, waiting times, customer service, and other concerns.

Chapter 8. Ending your membership in the plan..... 184

Explains when and how you can end your membership in the plan.
Explains situations in which our plan is required to end your membership.

Chapter 9. Legal notices 192

Includes notices about governing law and about nondiscrimination.

Chapter 10. Definitions of important words..... 198

Explains key terms used in this booklet.

CHAPTER 1

Getting started as a member

Chapter 1. Getting started as a member**Chapter 1. Getting started as a member**

SECTION 1	Introduction.....	6
Section 1.1	You are enrolled in our plan, which is a Medicare PPO	6
Section 1.2	What is the <i>Evidence of Coverage</i> booklet about?	6
Section 1.3	Legal information about the <i>Evidence of Coverage</i>	6
SECTION 2	What makes you eligible to be a plan member?.....	7
Section 2.1	Your eligibility requirements	7
Section 2.2	What are Medicare Part A and Medicare Part B?	7
Section 2.3	Here is the plan service area for our plan	7
Section 2.4	U.S. Citizen or Lawful Presence	8
SECTION 3	What other materials will you get from us?	8
Section 3.1	Your plan membership card – Use it to get all covered care.....	8
Section 3.2	The <i>Provider Directory</i> : Your guide to all providers in the plan’s network.....	8
SECTION 4	Your monthly premium for our plan	9
Section 4.1	How much is your plan premium?	9
Section 4.2	Can we change your monthly plan premium during the year?	10
SECTION 5	Please keep your plan membership record up to date	10
Section 5.1	How to help make sure that we have accurate information about you	10
SECTION 6	We protect the privacy of your personal health information	11
Section 6.1	We make sure that your health information is protected.....	11
SECTION 7	How other insurance works with our plan	11
Section 7.1	Which plan pays first when you have other insurance?	11

SECTION 1 Introduction

Section 1.1 You are enrolled in our plan, which is a Medicare PPO

You are covered by Medicare, and you have chosen to get your Medicare health care coverage through our plan, Explorer 8 (PPO).

There are different types of Medicare health plans. Our plan is a Medicare Advantage PPO Plan (PPO stands for Preferred Provider Organization). This plan does not include Part D prescription drug coverage. Like all Medicare health plans, this Medicare PPO is approved by Medicare and run by a private company.

Coverage under this Plan qualifies as Qualifying Health Coverage (QHC) and satisfies the Patient Protection and Affordable Care Act's (ACA) individual shared responsibility requirement. Please visit the Internal Revenue Service (IRS) website at: www.irs.gov/Affordable-Care-Act/Individuals-and-Families for more information.

Section 1.2 What is the *Evidence of Coverage* booklet about?

This *Evidence of Coverage* booklet tells you how to get your Medicare medical care covered through our plan. This booklet explains your rights and responsibilities, what is covered, and what you pay as a member of the plan.

The word "coverage" and "covered services" refers to the medical care and services available to you as a member of our plan.

It's important for you to learn what the plan's rules are and what services are available to you. We encourage you to set aside some time to look through this *Evidence of Coverage* booklet.

If you are confused or concerned or just have a question, please contact our plan's Customer Service (phone numbers are printed on the back cover of this booklet).

Section 1.3 Legal information about the *Evidence of Coverage***It's part of our contract with you**

This *Evidence of Coverage* is part of our contract with you about how our plan covers your care. Other parts of this contract include your enrollment form and any notices you receive from us about changes to your coverage or conditions that affect your coverage. These notices are sometimes called "riders" or "amendments."

The contract is in effect for months in which you are enrolled in our plan between January 1, 2022 and December 31, 2022.

Each calendar year, Medicare allows us to make changes to the plans that we offer. This means we can change the costs and benefits of our plan after December 31, 2022. We can also choose to stop offering the plan, or to offer it in a different service area, after December 31, 2022.

Medicare must approve our plan each year

Medicare (the Centers for Medicare & Medicaid Services) must approve our plan each year. You can continue to get Medicare coverage as a member of our plan as long as we choose to continue to offer the plan and Medicare renews its approval of the plan.

SECTION 2 What makes you eligible to be a plan member?

Section 2.1 Your eligibility requirements

You are eligible for membership in our plan as long as:

- You have both Medicare Part A and Medicare Part B (Section 2.2 tells you about Medicare Part A and Medicare Part B)
- -- *and* -- you live in our geographic service area (Section 2.3 below describes our service area).
- -- *and* -- you are a United States citizen or are lawfully present in the United States

Section 2.2 What are Medicare Part A and Medicare Part B?

When you first signed up for Medicare, you received information about what services are covered under Medicare Part A and Medicare Part B. Remember:

- Medicare Part A generally helps cover services provided by hospitals (for inpatient services, skilled nursing facilities, or home health agencies).
- Medicare Part B is for most other medical services (such as physician's services, home infusion therapy, and other outpatient services) and certain items (such as durable medical equipment (DME) and supplies).

Section 2.3 Here is the plan service area for our plan
--

Although Medicare is a Federal program, Explorer 8 (PPO) is available only to individuals who live in our plan service area. To remain a member of our plan, you must continue to reside in the plan service area. The service area is described below.

Our service area includes these counties in Oregon: Coos, Curry and Lane

If you plan to move out of the service area, please contact Customer Service (phone numbers are printed on the back cover of this booklet). When you move, you will have a Special Enrollment Period that will allow you to switch to Original Medicare or enroll in a Medicare health or drug plan that is available in your new location.



It is also important that you call Social Security if you move or change your mailing address. You can find phone numbers and contact information for Social Security in Chapter 2, Section 5.

Chapter 1. Getting started as a member**Section 2.4 U.S. Citizen or Lawful Presence**

A member of a Medicare health plan must be a U.S. citizen or lawfully present in the United States. Medicare (the Centers for Medicare & Medicaid Services) will notify our plan if you are not eligible to remain a member on this basis. Our plan must disenroll you if you do not meet this requirement.

SECTION 3 What other materials will you get from us?**Section 3.1 Your plan membership card – Use it to get all covered care**

While you are a member of our plan, you must use your membership card for our plan whenever you get any services covered by this plan. You should also show the provider your Medicaid card, if applicable. Here's a sample membership card to show you what yours will look like:

		NETWORK ID: ABCD PAYOR ID: #XXXXX		Show this card to your provider each time you receive care.	
PLAN: Plan Name (Type) (second line if needed)		CARD ISSUED: XX/XX/XX ISSUER: 8XXXX CONTRACT: HXXXX XXX		CUSTOMER SERVICE: (555) 555-5555; TTY 711	
NAME: Someone W. Longname (second line if needed)		RX ID: R12345678 RXBIN: 123456 RXGROUP: RX1234 RXPCN: XXX		PROVIDERS: (555) 555-5555; TTY 711	
MEMBER ID: 123456789				PHARMACISTS: (555) 555-5555	
<input checked="" type="checkbox"/> MEDICAL <input checked="" type="checkbox"/> PART D RX <input type="checkbox"/> DENTAL				Bill PacificSource Medicare directly, not Original Medicare. Some services may require prior authorization. Medicare limiting charges apply. Contact plan for details.	
				PacificSource Community Health Plans PO Box 7068, Springfield, OR 97475-0068 www.Medicare.PacificSource.com This card is not an authorization for services or a guarantee of payment.	

Do NOT use your red, white, and blue Medicare card for covered medical services while you are a member of this plan. If you use your Medicare card instead of your plan membership card, you may have to pay the full cost of medical services yourself. Keep your Medicare card in a safe place. You may be asked to show it if you need hospital services, hospice services, or participate in routine research studies.

Here's why this is so important: If you get covered services using your red, white, and blue Medicare card instead of using your plan membership card while you are a plan member, you may have to pay the full cost yourself.

If your plan membership card is damaged, lost, or stolen, call Customer Service right away and we will send you a new card. (Phone numbers for Customer Service are printed on the back cover of this booklet.)

Section 3.2 The Provider Directory: Your guide to all providers in the plan's network

The *Provider Directory* lists our network providers and durable medical equipment suppliers.

Chapter 1. Getting started as a member

What are “network providers”?

Network providers are the doctors and other health care professionals, medical groups, durable medical equipment suppliers, hospitals, and other health care facilities that have an agreement with us to accept our payment and any plan cost sharing as payment in full. We have arranged for these providers to deliver covered services to members in our plan. The most recent list of providers and suppliers is available on our website at www.Medicare.PacificSource.com.

Why do you need to know which providers are part of our network?

As a member of our plan, you can choose to receive care from out-of-network providers. Our plan will cover services from either in-network or out-of-network providers, as long as the services are covered benefits and medically necessary. However, if you use an out-of-network provider, your share of the costs for your covered services may be higher. See Chapter 3 (*Using the plan’s coverage for your medical services*) for more specific information.

If you don’t have your copy of the *Provider Directory*, you can request a copy from Customer Service (phone numbers are printed on the back cover of this booklet). You may ask Customer Service for more information about our network providers, including their qualifications. You can also see the *Provider Directory* at www.Medicare.PacificSource.com, or download it from this website. Both Customer Service and the website can give you the most up-to-date information about changes in our network providers.

SECTION 4 Your monthly premium for our plan

Section 4.1 How much is your plan premium?

You do not pay a separate monthly plan premium for Explorer 8 (PPO). You must continue to pay your Medicare Part B premium (unless your Part B premium is paid for you by Medicaid or another third party).

In some situations, your plan premium could be more

In some situations, your plan premium could be more than the amount listed above in Section 4.1. If you signed up for extra benefits, also called “optional supplemental benefits”, then you pay an additional premium each month for these extra benefits. If you have any questions about your plan premiums, please call Customer Service (phone numbers are printed on the back cover of this booklet). If you enroll in our Optional Preventive Dental or Optional Comprehensive Dental benefit, you pay an additional monthly premium of:

Supplemental Benefit	Premium Amount
Optional Preventive Dental	\$30
Optional Comprehensive Dental	\$57

Chapter 1. Getting started as a member

Many members are required to pay other Medicare premiums

Many members are required to pay other Medicare premiums. As explained in Section 2 above, in order to be eligible for our plan, you must have both Medicare Part A and Medicare Part B. Some plan members (those who aren't eligible for premium-free Part A) pay a premium for Medicare Part A. Most plan members pay a premium for Medicare Part B. **You must continue paying your Medicare premiums to remain a member of the plan.**

Your copy of the *Medicare & You 2022* handbook gives information about these premiums in the section called "2022 Medicare Costs." This explains how the Medicare Part B premium differs for people with different incomes. Everyone with Medicare receives a copy of the *Medicare & You 2022* handbook each year in the fall. Those new to Medicare receive it within a month after first signing up. You can also download a copy of the *Medicare & You 2022* handbook from the Medicare website (www.medicare.gov). Or, you can order a printed copy by phone at 1-800-MEDICARE (1-800-633-4227), 24 hours a day, 7 days a week. TTY users call 1-877-486-2048.

Section 4.2	Can we change your monthly plan premium during the year?
--------------------	---

No. We are not allowed to begin charging a monthly plan premium during the year. If the monthly plan premium changes for next year we will tell you in September and the change will take effect on January 1.

SECTION 5	Please keep your plan membership record up to date
------------------	---

Section 5.1	How to help make sure that we have accurate information about you
--------------------	--

Your membership record has information from your enrollment form, including your address and telephone number. It shows your specific plan coverage including your Primary Care Provider.

The doctors, hospitals, and other providers in the plan's network need to have correct information about you. **These network providers use your membership record to know what services are covered and the cost sharing amounts for you.** Because of this, it is very important that you help us keep your information up to date.

Let us know about these changes:

- Changes to your name, your address, or your phone number
- Changes in any other health insurance coverage you have (such as from your employer, your spouse's employer, workers' compensation, or Medicaid)
- If you have any liability claims, such as claims from an automobile accident
- If you have been admitted to a nursing home

Chapter 1. Getting started as a member

- If you receive care in an out-of-area or out-of-network hospital or emergency room
- If your designated responsible party (such as a caregiver) changes
- If you are participating in a clinical research study

If any of this information changes, please let us know by calling Customer Service (phone numbers are printed on the back cover of this booklet).

It is also important to contact Social Security if you move or change your mailing address. You can find phone numbers and contact information for Social Security in Chapter 2, Section 5.

Read over the information we send you about any other insurance coverage you have

Medicare requires that we collect information from you about any other medical or drug insurance coverage that you have. That's because we must coordinate any other coverage you have with your benefits under our plan. (For more information about how our coverage works when you have other insurance, see Section 7 in this chapter.)

Once each year, we will send you a letter that lists any other medical or drug insurance coverage that we know about. Please read over this information carefully. If it is correct, you don't need to do anything. If the information is incorrect, or if you have other coverage that is not listed, please call Customer Service (phone numbers are printed on the back cover of this booklet).

SECTION 6 We protect the privacy of your personal health information

Section 6.1 We make sure that your health information is protected

Federal and state laws protect the privacy of your medical records and personal health information. We protect your personal health information as required by these laws.

For more information about how we protect your personal health information, please go to Chapter 6, Section 1.3 of this booklet.

SECTION 7 How other insurance works with our plan

Section 7.1 Which plan pays first when you have other insurance?

When you have other insurance (like employer group health coverage), there are rules set by Medicare that decide whether our plan or your other insurance pays first. The insurance that pays first is called the "primary payer" and pays up to the limits of its coverage. The one that pays second, called the "secondary payer," only pays if there are costs left uncovered by the primary coverage. The secondary payer may not pay all of the uncovered costs.

Chapter 1. Getting started as a member

These rules apply for employer or union group health plan coverage:

- If you have retiree coverage, Medicare pays first.
- If your group health plan coverage is based on your or a family member's current employment, who pays first depends on your age, the number of people employed by your employer, and whether you have Medicare based on age, disability, or End-Stage Renal Disease (ESRD):
 - If you're under 65 and disabled and you or your family member is still working, your group health plan pays first if the employer has 100 or more employees or at least one employer in a multiple employer plan that has more than 100 employees.
 - If you're over 65 and you or your spouse is still working, your group health plan pays first if the employer has 20 or more employees or at least one employer in a multiple employer plan that has more than 20 employees.
- If you have Medicare because of ESRD, your group health plan will pay first for the first 30 months after you become eligible for Medicare.

These types of coverage usually pay first for services related to each type:

- No-fault insurance (including automobile insurance)
- Liability (including automobile insurance)
- Black lung benefits
- Workers' compensation

Medicaid and TRICARE never pay first for Medicare-covered services. They only pay after Medicare, employer group health plans, and/or Medigap have paid.

If you have other insurance, tell your doctor, hospital, and pharmacy. If you have questions about who pays first, or you need to update your other insurance information, call Customer Service (phone numbers are printed on the back cover of this booklet). You may need to give your plan member ID number to your other insurers (once you have confirmed their identity) so your bills are paid correctly and on time.

CHAPTER 2

*Important phone numbers
and resources*

Chapter 2. Important phone numbers and resources

SECTION 1	Our Plan contacts (How to contact us, including how to reach Customer Service at the plan).....	15
SECTION 2	Medicare (how to get help and information directly from the Federal Medicare program)	20
SECTION 3	State Health Insurance Assistance Program (free help, information, and answers to your questions about Medicare).....	21
SECTION 4	Quality Improvement Organization (paid by Medicare to check on the quality of care for people with Medicare).....	22
SECTION 5	Social Security	23
SECTION 6	Medicaid (a joint Federal and state program that helps with medical costs for some people with limited income and resources).....	24
SECTION 7	How to contact the Railroad Retirement Board	25
SECTION 8	Do you have “group insurance” or other health insurance from an employer?	25

SECTION 1 Our Plan contacts

(How to contact us, including how to reach Customer Service at the plan)

How to contact our plan's Customer Service

For assistance with claims, billing or member card questions, please call or write to our plan Customer Service. We will be happy to help you.

Method	Customer Service – Contact Information
CALL	<p>(888) 863-3637</p> <p>Calls to this number are free. Hours are: October 1 – March 31: 8:00 a.m. to 8:00 p.m. local time zone, seven days a week. April 1 – September 30: 8:00 a.m. to 8:00 p.m. local time zone, Monday – Friday.</p> <p>During this time of the year, please leave a message on weekends, holidays, and after hours. We will return your call the next business day.</p> <p>Customer Service also has free language interpreter services available for non-English speakers.</p>
TTY	<p>(800) 735-2900</p> <p>This number requires special telephone equipment and is only for people who have difficulties with hearing or speaking.</p> <p>Calls to this number are free. Hours are: October 1 – March 31: 8:00 a.m. to 8:00 p.m. local time zone, seven days a week. April 1 – September 30: 8:00 a.m. to 8:00 p.m. local time zone, Monday – Friday.</p>
FAX	<p>(541) 322-6423</p>
WRITE	<p>PacificSource Medicare Customer Service Department PO Box 7469 Bend, Oregon 97708 MedicareCS@PacificSource.com</p>
WEBSITE	<p>www.Medicare.PacificSource.com</p>

How to contact us when you are asking for a coverage decision about your medical care

A coverage decision is a decision we make about your benefits and coverage or about the amount we will pay for your medical services. For more information on asking for coverage decisions about your medical care, see Chapter 7 (*What to do if you have a problem or complaint (coverage decisions, appeals, complaints)*).

You may call us if you have questions about our coverage decision process.

Method	Coverage Decisions for Medical Care – Contact Information
CALL	(888) 863-3637 Calls to this number are free. Hours are: October 1 – March 31: 8:00 a.m. to 8:00 p.m. local time zone, seven days a week. April 1 – September 30: 8:00 a.m. to 8:00 p.m. local time zone, Monday – Friday.
TTY	(800) 735-2900 This number requires special telephone equipment and is only for people who have difficulties with hearing or speaking. Calls to this number are free. Hours are: October 1 – March 31: 8:00 a.m. to 8:00 p.m. local time zone, seven days a week. April 1 – September 30: 8:00 a.m. to 8:00 p.m. local time zone, Monday – Friday.
FAX	(541) 322-6423
WRITE	PacificSource Medicare Attn: Health Services PO Box 7469 Bend, Oregon 97708
WEBSITE	www.Medicare.PacificSource.com

How to contact us when you are making an appeal about your medical care

An appeal is a formal way of asking us to review and change a coverage decision we have made. For more information on making an appeal about your medical care, see Chapter 7 (*What to do if you have a problem or complaint (coverage decisions, appeals, complaints)*).

Method	Appeals for Medical Care – Contact Information
CALL	(888) 863-3637 Calls to this number are free. Hours are: October 1 – March 31: 8:00 a.m. to 8:00 p.m. local time zone, seven days a week. April 1 – September 30: 8:00 a.m. to 8:00 p.m. local time zone, Monday – Friday. For access to our 24-hour line for an expedited appeal call (888) 863-3637.
TTY	(800) 735-2900 This number requires special telephone equipment and is only for people who have difficulties with hearing or speaking. Calls to this number are free. Hours are: October 1 – March 31: 8:00 a.m. to 8:00 p.m. local time zone, seven days a week. April 1 – September 30: 8:00 a.m. to 8:00 p.m. local time zone, Monday – Friday.
FAX	(541) 322-6424
WRITE	PacificSource Medicare Attn: Grievance and Appeals Department PO Box 7469 Bend, Oregon 97708

How to contact us when you are making a complaint about your medical care

You can make a complaint about us or one of our network providers, including a complaint about the quality of your care. This type of complaint does not involve coverage or payment disputes. (If your problem is about the plan's coverage or payment, you should look at the section above about making an appeal.) For more information on making a complaint about your medical care, see Chapter 7 (*What to do if you have a problem or complaint (coverage decisions, appeals, complaints)*).

Method	Complaints about Medical Care – Contact Information
CALL	(888) 863-3637 Calls to this number are free. Hours are: October 1 – March 31: 8:00 a.m. to 8:00 p.m. local time zone, seven days a week. April 1 – September 30: 8:00 a.m. to 8:00 p.m. local time zone, Monday – Friday. For access to our 24-hour line for an expedited grievance, call (888) 863-3637.
TTY	(800) 735-2900 This number requires special telephone equipment and is only for people who have difficulties with hearing or speaking. Calls to this number are free. Hours are: October 1 – March 31: 8:00 a.m. to 8:00 p.m. local time zone, seven days a week. April 1 – September 30: 8:00 a.m. to 8:00 p.m. local time zone, Monday – Friday.
FAX	(541) 322-6424
WRITE	PacificSource Medicare Attn: Grievance and Appeals Department PO Box 7469 Bend, Oregon 97708
MEDICARE WEBSITE	You can submit a complaint about our plan directly to Medicare. To submit an online complaint to Medicare go to www.medicare.gov/MedicareComplaintForm/home.aspx .

Where to send a request asking us to pay for our share of the cost for medical care you have received

For more information on situations in which you may need to ask us for reimbursement or to pay a bill you have received from a provider, see Chapter 5 (*Asking us to pay our share of a bill you have received for covered medical services*).

Please note: If you send us a payment request and we deny any part of your request, you can appeal our decision. See Chapter 7 (*What to do if you have a problem or complaint (coverage decisions, appeals, complaints)*) for more information.

Method	Payment Requests – Contact Information
CALL	(888) 863-3637 Hours are: October 1 – March 31: 8:00 a.m. to 8:00 p.m. local time zone, seven days a week. April 1 – September 30: 8:00 a.m. to 8:00 p.m. local time zone, Monday – Friday. Calls to this number are free.
TTY	(800) 735-2900 This number requires special telephone equipment and is only for people who have difficulties with hearing or speaking. Calls to this number are free. Hours are: October 1 – March 31: 8:00 a.m. to 8:00 p.m. local time zone, seven days a week. April 1 – September 30: 8:00 a.m. to 8:00 p.m. local time zone, Monday-Friday.
FAX	(541) 322-6423
WRITE	PacificSource Medicare Attn: Claims Department PO Box 7469 Bend, Oregon 97708
WEBSITE	www.Medicare.PacificSource.com

SECTION 2 **Medicare**

(how to get help and information directly from the Federal Medicare program)

Medicare is the Federal health insurance program for people 65 years of age or older, some people under age 65 with disabilities, and people with End-Stage Renal Disease (permanent kidney failure requiring dialysis or a kidney transplant).

The Federal agency in charge of Medicare is the Centers for Medicare & Medicaid Services (sometimes called “CMS”). This agency contracts with Medicare Advantage organizations including us.

Method	Medicare – Contact Information
CALL	1-800-MEDICARE, or 1-800-633-4227 Calls to this number are free. 24 hours a day, 7 days a week.
TTY	1-877-486-2048 This number requires special telephone equipment and is only for people who have difficulties with hearing or speaking. Calls to this number are free.
WEBSITE	www.medicare.gov This is the official government website for Medicare. It gives you up-to-date information about Medicare and current Medicare issues. It also has information about hospitals, nursing homes, physicians, home health agencies, and dialysis facilities. It includes booklets you can print directly from your computer. You can also find Medicare contacts in your state. The Medicare website also has detailed information about your Medicare eligibility and enrollment options with the following tools: <ul style="list-style-type: none">• Medicare Eligibility Tool: Provides Medicare eligibility status information• Medicare Plan Finder: Provides personalized information about available Medicare prescription drug plans, Medicare health plans, and Medigap (Medicare Supplement Insurance) policies in your area. These tools provide an <i>estimate</i> of what your out-of-pocket costs might be in different Medicare plans.

Method	Medicare – Contact Information
WEBSITE (CONTINUED)	<p>You can also use the website to tell Medicare about any complaints you have about our plan:</p> <ul style="list-style-type: none">• Tell Medicare about your complaint: You can submit a complaint about our plan directly to Medicare. To submit a complaint to Medicare, go to www.medicare.gov/MedicareComplaintForm/home.aspx. Medicare takes your complaints seriously and will use this information to help improve the quality of the Medicare program. <p>If you don't have a computer, your local library or senior center may be able to help you visit this website using its computer. Or, you can call Medicare and tell them what information you are looking for. They will find the information on the website, print it out, and send it to you. (You can call Medicare at 1-800-MEDICARE (1-800-633-4227), 24 hours a day, 7 days a week. TTY users should call 1-877-486-2048.)</p>

SECTION 3 State Health Insurance Assistance Program (free help, information, and answers to your questions about Medicare)

The State Health Insurance Assistance Program (SHIP) is a government program with trained counselors in every state. In Oregon, the SHIP is called the Senior Health Insurance Benefits Assistance.

The Senior Health Insurance Benefits Assistance is independent (not connected with any insurance company or health plan). It is a state program that gets money from the Federal government to give free local health insurance counseling to people with Medicare.

The Senior Health Insurance Benefits Assistance counselors can help you with your Medicare questions or problems. They can help you understand your Medicare rights, help you make complaints about your medical care or treatment, and help you straighten out problems with your Medicare bills. The Senior Health Insurance Benefits Assistance counselors can also help you understand your Medicare plan choices and answer questions about switching plans.

METHOD TO ACCESS SHIP and OTHER RESOURCES:

- Visit www.medicare.gov
- Click on **“Forms, Help, and Resources”** on far right of menu on top
- In the drop down click on **“Phone Numbers & Websites”**
- You now have several options
 - Option #1: You can have a **live chat**
 - Option #2: You can click on any of the **“TOPICS”** in the menu on bottom
 - Option #3: You can select your **STATE** from the dropdown menu and click GO. This will take you to a page with phone numbers and resources specific to your state.

Method	Senior Health Insurance Benefits Assistance (Oregon SHIP) – Contact Information
CALL	(800) 722-4134
TTY	711 This number requires special telephone equipment and is only for people who have difficulties with hearing or speaking.
WRITE	Senior Health Insurance Benefits Assistance 350 Winter Street NE, Suite 330 Salem, OR 97301
WEBSITE	www.OregonShiba.org

SECTION 4 Quality Improvement Organization
(paid by Medicare to check on the quality of care for people with Medicare)

There is a designated Quality Improvement Organization for serving Medicare beneficiaries in each state. For Oregon, the Quality Improvement Organization is called KEPRO.

KEPRO has a group of doctors and other health care professionals who are paid by the Federal government. This organization is paid by Medicare to check on and help improve the quality of care for people with Medicare. KEPRO is an independent organization. It is not connected with our plan.

You should contact KEPRO in any of these situations:

- You have a complaint about the quality of care you have received.
- You think coverage for your hospital stay is ending too soon.

- You think coverage for your home health care, skilled nursing facility care, or Comprehensive Outpatient Rehabilitation Facility (CORF) services are ending too soon.

Method	KEPRO (Oregon's Quality Improvement Organization) – Contact Information
CALL	(888) 305-6759 Available 9:00 a.m. to 5:00 p.m., Monday through Friday. Available on weekends from 11:00 a.m. to 3:00 p.m.
TTY	711 This number requires special telephone equipment and is only for people who have difficulties with hearing or speaking.
WRITE	KEPRO 5201 West Kennedy Blvd., Suite 900 Tampa, FL 33609
WEBSITE	www.keproqio.com

SECTION 5 Social Security

Social Security is responsible for determining eligibility and handling enrollment for Medicare. U.S. citizens and lawful permanent residents who are 65 or older, or who have a disability or ESRD and meet certain conditions, are eligible for Medicare. If you are already getting Social Security checks, enrollment into Medicare is automatic. If you are not getting Social Security checks, you have to enroll in Medicare. To apply for Medicare, you can call Social Security or visit your local Social Security office.

If you move or change your mailing address, it is important that you contact Social Security to let them know.

Method	Social Security– Contact Information
CALL	1-800-772-1213 Calls to this number are free. Available 7:00 am to 7:00 pm, Monday through Friday. You can use Social Security's automated telephone services to get recorded information and conduct some business 24 hours a day.
TTY	1-800-325-0778 This number requires special telephone equipment and is only for people who have difficulties with hearing or speaking. Calls to this number are free. Available 7:00 am to 7:00 pm, Monday through Friday.

Method	Social Security– Contact Information
WEBSITE	www.ssa.gov

SECTION 6 **Medicaid**

(a joint Federal and state program that helps with medical costs for some people with limited income and resources)

Medicaid is a joint Federal and state government program that helps with medical costs for certain people with limited incomes and resources. Some people with Medicare are also eligible for Medicaid.

In addition, there are programs offered through Medicaid that help people with Medicare pay their Medicare costs, such as their Medicare premiums. These “Medicare Savings Programs” help people with limited income and resources save money each year:

- **Qualified Medicare Beneficiary (QMB):** Helps pay Medicare Part A and Part B premiums, and other cost sharing (like deductibles, coinsurance, and copayments). (Some people with QMB are also eligible for full Medicaid benefits (QMB+).)
- **Specified Low-Income Medicare Beneficiary (SLMB):** Helps pay Part B premiums. (Some people with SLMB are also eligible for full Medicaid benefits (SLMB+).)
- **Qualifying Individual (QI):** Helps pay Part B premiums
- **Qualified Disabled & Working Individuals (QDWI):** Helps pay Part A premiums

To find out more about Medicaid and its programs, contact the Oregon Health Authority:

Method	Oregon Health Authority – Contact Information
CALL	(800) 699-9075 Available 8:00 a.m. to 5:00 p.m., Monday through Friday.
TTY	711 This number requires special telephone equipment and is only for people who have difficulties with hearing or speaking.
WRITE	Oregon Health Authority 500 Summer Street NE Salem, Oregon 97301
WEBSITE	www.Oregon.gov/OHA

SECTION 7 How to contact the Railroad Retirement Board

The Railroad Retirement Board is an independent Federal agency that administers comprehensive benefit programs for the nation's railroad workers and their families. If you have questions regarding your benefits from the Railroad Retirement Board, contact the agency.

If you receive your Medicare through the Railroad Retirement Board, it is important that you let them know if you move or change your mailing address.

Method	Railroad Retirement Board – Contact Information
CALL	1-877-772-5772 Calls to this number are free. If you press “0”, you may speak with an RRB representative from 9:00 am to 3:30 pm, Monday, Tuesday, Thursday, and Friday, and from 9:00 am to 12:00 pm on Wednesday. If you press “1”, you may access the automated RRB HelpLine and recorded information 24 hours a day, including weekends and holidays.
TTY	1-312-751-4701 This number requires special telephone equipment and is only for people who have difficulties with hearing or speaking. Calls to this number are <i>not</i> free.
WEBSITE	rrb.gov/

SECTION 8 Do you have “group insurance” or other health insurance from an employer?

If you (or your spouse) get benefits from your (or your spouse's) employer or retiree group as part of this plan, you may call the employer/union benefits administrator or Customer Service if you have any questions. You can ask about your (or your spouse's) employer or retiree health benefits, premiums, or the enrollment period. (Phone numbers for Customer Service are printed on the back cover of this booklet.) You may also call 1-800-MEDICARE (1-800-633-4227; TTY: 1-877-486-2048) with questions related to your Medicare coverage under this plan.

CHAPTER 3

*Using the plan's coverage
for your medical services*

Chapter 3. Using the plan's coverage for your medical services

SECTION 1	Things to know about getting your medical care covered as a member of our plan	29
Section 1.1	What are “in-network providers” and “covered services”?	29
Section 1.2	Basic rules for getting your medical care covered by the plan.....	29
SECTION 2	Using in-network and out-of-network providers to get your medical care.....	30
Section 2.1	You may choose a Primary Care Provider (PCP) to provide and oversee your medical care	30
Section 2.2	How to get care from specialists and other in-network providers.....	31
Section 2.3	How to get care from out-of-network providers	33
SECTION 3	How to get covered services when you have an emergency or urgent need for care or during a disaster	34
Section 3.1	Getting care if you have a medical emergency	34
Section 3.2	Getting care when you have an urgent need for services.....	35
Section 3.3	Getting care during a disaster	36
SECTION 4	What if you are billed directly for the full cost of your covered services?	36
Section 4.1	You can ask us to pay our share of the cost of covered services	36
Section 4.2	If services are not covered by our plan, you must pay the full cost....	36
SECTION 5	How are your medical services covered when you are in a “clinical research study”?	37
Section 5.1	What is a “clinical research study”?	37
Section 5.2	When you participate in a clinical research study, who pays for what?.....	38
SECTION 6	Rules for getting care covered in a “religious non-medical health care institution”	39
Section 6.1	What is a religious non-medical health care institution?	39
Section 6.2	Receiving Care From a Religious Non-Medical Health Care Institution.....	39
SECTION 7	Rules for ownership of durable medical equipment.....	40
Section 7.1	Will you own the durable medical equipment after making a certain number of payments under our plan?	40

Chapter 3. Using the plan's coverage for your medical services

SECTION 8	Rules for Oxygen Equipment, Supplies, and Maintenance	40
Section 8.1	What oxygen benefits are you entitled to?	40
Section 8.2	What is your cost sharing? Will it change after 36 months?	41
Section 8.3	What happens if you leave your plan and return to Original Medicare?	41

Chapter 3. Using the plan's coverage for your medical services

SECTION 1 Things to know about getting your medical care covered as a member of our plan

This chapter explains what you need to know about using the plan to get your medical care coverage. It gives definitions of terms and explains the rules you will need to follow to get the medical treatments, services, and other medical care that are covered by the plan.

For the details on what medical care is covered by our plan and how much you pay when you get this care, use the benefits chart in the next chapter, Chapter 4 (*Medical Benefits Chart, what is covered and what you pay*).

Section 1.1 What are “in-network providers” and “covered services”?

Here are some definitions that can help you understand how you get the care and services that are covered for you as a member of our plan:

- **“Providers”** are doctors and other health care professionals licensed by the state to provide medical services and care. The term “providers” also includes hospitals and other health care facilities.
- **“In-Network providers”** are the doctors and other health care professionals, medical groups, hospitals, and other health care facilities that have an agreement with us to accept our payment and your cost sharing amount as payment in full. We have arranged for these providers to deliver covered services to members in our plan. The providers in our network bill us directly for care they give you. When you see an in-network provider, you pay only your share of the cost for their services.
- **“Covered services”** include all the medical care, health care services, supplies, and equipment that are covered by our plan. Your covered services for medical care are listed in the benefits chart in Chapter 4.

Section 1.2 Basic rules for getting your medical care covered by the plan

As a Medicare health plan, our plan must cover all services covered by Original Medicare and must follow Original Medicare's coverage rules.

Our plan will generally cover your medical care as long as:

- **The care you receive is included in the plan's Medical Benefits Chart** (this chart is in Chapter 4 of this booklet).
- **The care you receive is considered medically necessary.** “Medically necessary” means that the services, supplies, or drugs are needed for the prevention, diagnosis, or treatment of your medical condition and meet accepted standards of medical practice.

Chapter 3. Using the plan's coverage for your medical services

- **You receive your care from a provider who is eligible to provide services under Original Medicare.** As a member of our plan, you can receive your care from either an in-network provider or an out-of-network provider (for more about this, see Section 2 in this chapter).
 - The providers in our network are listed in the *Provider Directory*.
 - If you use an out-of-network provider, your share of the costs for your covered services may be higher.
 - Please note: While you can get your care from an out-of-network provider, the provider must be eligible to participate in Medicare. Except for emergency care, we cannot pay a provider who is not eligible to participate in Medicare. If you go to a provider who is not eligible to participate in Medicare, you will be responsible for the full cost of the services you receive. Check with your provider before receiving services to confirm that they are eligible to participate in Medicare.

SECTION 2 Using in-network and out-of-network providers to get your medical care

Section 2.1	You may choose a Primary Care Provider (PCP) to provide and oversee your medical care
--------------------	--

What is a “PCP” and what does the PCP do for you?

A PCP is a healthcare professional who meets state requirements and is trained to give you basic medical care. They can also coordinate your care with other providers. PCPs can be selected from the following specialties:

- Family Practice
- General Practice
- Internal Medicine
- Obstetrics/Gynecology Practice
- Pediatrics

Providers in the specialties above may include: Nurse Practitioners (NP), Physicians Assistants (PA), Medical Doctors (MD), or Doctors of Osteopathy (DO).

Services your PCP provides and coordination of your care

Generally, you see your PCP first for most of your routine health care needs. Your PCP can also help you arrange or coordinate your covered services. This includes x-rays, laboratory tests, therapies, specialists visits, hospital admissions, and follow-up care. Doctor office visits with a PCP will cost less than visits with a specialist.

Chapter 3. Using the plan's coverage for your medical services

Your PCP may help you get prior authorization for some services

Your PCP or another Medicare-certified provider may need to get Prior Authorization (approval in advance) from the plan before providing some services. Please see the benefits chart in Chapter 4 for more information.

You can check the status of your authorizations by logging into InTouch for Members, our secure website for members that provides you with 24-hour access to plan materials and benefits, including the status of your authorizations. Click "InTouch" at the top of our website at www.Medicare.PacificSource.com to register or access your account. Or, you can call Customer Service (phone numbers are printed on the back cover of this booklet).

How do you choose your PCP?

As a member of our plan, you are not required to select a PCP, however we encourage you to select a provider designated as a PCP within our *Provider Directory*. Please call Customer Service (phone numbers are printed on the back cover of this booklet) or visit www.Medicare.PacificSource.com for an up-to-date list of our in-network providers. We suggest you choose a PCP close to your home so it is convenient for you to receive medical care. Your relationship with your PCP is important, so please take special care when making this selection.

Changing your PCP

You may change your PCP for any reason, at any time. Also, it's possible that your PCP might leave our plan's network of providers and you would have to find a new PCP in our plan or you will pay more for covered services.

To change your PCP, please call or email Customer Service (phone numbers and email address are printed on the back cover of this booklet) and we will:

- Determine whether the PCP you are requesting is designated as a PCP and accepting new patients.
- Tell you when your PCP change will take effect. Generally, the change takes effect on the first day of the month following receipt of the request.
- Update your member record to reflect the name of your new PCP.

Section 2.2	How to get care from specialists and other in-network providers
--------------------	--

A specialist is a doctor who provides health care services for a specific disease or part of the body. There are many kinds of specialists. Here are a few examples:

- Oncologists care for patients with cancer.
- Cardiologists care for patients with heart conditions.
- Orthopedists care for patients with certain bone, joint, or muscle conditions.

Chapter 3. Using the plan's coverage for your medical services

Some procedures performed by in-network specialists require prior authorization (approval in advance) from us in order to be covered. Please see the Benefits Chart in Chapter 4 for services that require prior authorization.

How to Get Prior Authorization (approval in advance from the plan) for Certain Services

Some of the services listed in the Medical Benefits Chart are covered only if your doctor or other in-network provider gets prior authorization from us. If a service requires prior authorization, you or your doctor will request the plan's approval in advance of the service being provided. This can be done online at www.Medicare.PacificSource.com, by faxing, or by calling Customer Service (phone numbers are printed on the back cover of this booklet). Additionally, your provider may submit the request online.

For standard requests, we will notify you and your provider of the decision within 14 calendar days of your request for items and services unless an extension has been requested. Timeframes for Part B drugs cannot be extended.

If you would like to ask for an expedited request, please see Chapter 7, Section 5.2. For expedited requests, we will attempt to verbally notify you and your provider of the decision within 72 hours of your request for items and services and 24 hours of your request for Part B drugs. If additional information is required, or your condition does not meet criteria for an expedited review, we will attempt to verbally notify you and your provider that a decision cannot be made within the expedited timeframe. Covered services that need prior authorization are noted in the Medical Benefits Chart. Please see Chapter 4, Section 2.1 for information about which services require prior authorization.

How to check the status of prior authorizations

You can check the status of your prior authorizations by logging into InTouch for Members, our secure website for members that provides you with 24-hour access to authorization requests, plan materials, and benefits. Click "InTouch" at the top of our website at www.Medicare.PacificSource.com to register or access your account. Or, you can call Customer Service (phone numbers are printed on the back cover of this booklet).

What if a specialist or another in-network provider leaves our plan?

It is important that you know that we may make changes to the hospitals, doctors and specialists (providers) that are part of your plan during the year. There are a number of reasons why your provider might leave your plan but if your doctor or specialist does leave your plan you have certain rights and protections summarized below:

- Even though our network of providers may change during the year, Medicare requires that we furnish you with uninterrupted access to qualified doctors and specialists.
- We will make a good faith effort to provide you with at least 30 days' notice that your provider is leaving our plan so that you have time to select a new provider.

Chapter 3. Using the plan's coverage for your medical services

- We will assist you in selecting a new qualified provider to continue managing your health care needs.
- If you are undergoing medical treatment you have the right to request, and we will work with you to ensure, that the medically necessary treatment you are receiving is not interrupted.
- If you believe we have not furnished you with a qualified provider to replace your previous provider or that your care is not being appropriately managed, you have the right to file an appeal of our decision.
- If you find out your doctor or specialist is leaving your plan, please contact us so we can assist you in finding a new provider to manage your care.

You can use the Provider Directory on our website (www.Medicare.PacificSource.com) to select a new provider or you can contact our Customer Service for assistance (phone numbers are printed on the back cover of this booklet).

Section 2.3	How to get care from out-of-network providers
--------------------	--

As a member of our plan, you can choose to receive care from out-of-network providers. However, please note providers that do not contract with us are under no obligation to treat you, except in emergency situations. Our plan will cover services from either in-network or out-of-network providers, as long as the services are covered benefits and are medically necessary. However, **if you use an out-of-network provider, your share of the costs for your covered services may be higher.** Here are other important things to know about using out-of-network providers:

- You can get your care from an out-of-network provider, however, in most cases that provider must be eligible to participate in Medicare. Except for emergency care, we cannot pay a provider who is not eligible to participate in Medicare. If you receive care from a provider who is not eligible to participate in Medicare, you will be responsible for the full cost of the services you receive. Check with your provider before receiving services to confirm that they are eligible to participate in Medicare.
- You don't need to get a referral or prior authorization when you get care from out-of-network providers. However, before getting services from out-of-network providers you may want to ask for a pre-visit coverage decision to confirm that the services you are getting are covered and are medically necessary. (See Chapter 7, Section 4 for information about asking for coverage decisions.) This is important because:
 - Without a pre-visit coverage decision, if we later determine that the services are not covered or were not medically necessary, we may deny coverage and you will be responsible for the entire cost. If we say we will not cover your services, you have the right to appeal our decision not to cover your care. See Chapter 7 (*What to do if you have a problem or complaint*) to learn how to make an appeal.

Chapter 3. Using the plan's coverage for your medical services

- It is best to ask an out-of-network provider to bill the plan first. But, if you have already paid for the covered services, we will reimburse you for our share of the cost for covered services. Or if an out-of-network provider sends you a bill that you think we should pay, you can send it to us for payment. See Chapter 5 (*Asking us to pay our share of a bill you have received for covered medical services*) for information about what to do if you receive a bill or if you need to ask for reimbursement.
- If you are using an out-of-network provider for emergency care, urgently needed services, or out-of-area dialysis, you may not have to pay a higher cost sharing amount. See Section 3 for more information about these situations.

SECTION 3 How to get covered services when you have an emergency or urgent need for care or during a disaster

Section 3.1 Getting care if you have a medical emergency
--

What is a “medical emergency” and what should you do if you have one?

A “**medical emergency**” is when you, or any other prudent layperson with an average knowledge of health and medicine, believe that you have medical symptoms that require immediate medical attention to prevent loss of life, loss of a limb, or loss of function of a limb. The medical symptoms may be an illness, injury, severe pain, or a medical condition that is quickly getting worse.

If you have a medical emergency:

- **Get help as quickly as possible.** Call 911 for help or go to the nearest emergency room or hospital. Call for an ambulance if you need it. You do *not* need to get approval or a referral first from your PCP.
- **As soon as possible, make sure that our plan has been told about your emergency.** We need to follow up on your emergency care. You or someone else should call to tell us about your emergency care, usually within 48 hours. Our phone number is listed on the back of your ID card.

What is covered if you have a medical emergency?

You may get covered emergency medical care whenever you need it, anywhere in the United States or its territories and worldwide. Our plan covers ambulance services in situations where getting to the emergency room in any other way could endanger your health. For more information, see the Medical Benefits Chart in Chapter 4 of this booklet.

Our plan covers urgently needed care and ambulance services anywhere in the U.S. and worldwide. For more information, see the Medical Benefits Chart in Chapter 4 of this booklet.

Chapter 3. Using the plan's coverage for your medical services

If you have an emergency, we will talk with the doctors who are giving you emergency care to help manage and follow up on your care. The doctors who are giving you emergency care will decide when your condition is stable and the medical emergency is over.

After the emergency is over you are entitled to follow-up care to be sure your condition continues to be stable. Your follow-up care will be covered by our plan. If you get your follow-up care from out-of-network providers, you will pay the higher out-of-network cost sharing.

What if it wasn't a medical emergency?

Sometimes it can be hard to know if you have a medical emergency. For example, you might go in for emergency care – thinking that your health is in serious danger – and the doctor may say that it wasn't a medical emergency after all. If it turns out that it was not an emergency, as long as you reasonably thought your health was in serious danger, we will cover your care.

However, after the doctor has said that it was *not* an emergency, the amount of cost sharing that you pay will depend on whether you get the care from in-network providers or out-of-network providers. If you get the care from in-network providers, your share of the costs will usually be lower than if you get the care from out-of-network providers.

Section 3.2	Getting care when you have an urgent need for services
--------------------	---

What are “urgently needed services”?

“Urgently needed services” are non-emergency, unforeseen medical illness, injury, or condition that requires immediate medical care. Urgently needed services may be furnished by in-network providers or by out-of-network providers when in-network providers are temporarily unavailable or inaccessible. The unforeseen condition could, for example, be an unforeseen flare-up of a known condition that you have.

What if you are in the plan's service area when you have an urgent need for care?

In most situations, if you are in the plan's service area and you use an out-of-network provider, you will pay a higher share of the costs for your care.

For a list of the providers in the plan's in-network, see the *Provider Directory*. For more detailed information about our providers, you can call Customer Service (phone numbers are printed on the back cover of this booklet) or visit our website at www.Medicare.PacificSource.com.

How to access urgently needed services

If you believe you have a condition that needs urgent care services, go to the nearest urgent care center. If an urgent care center is not available, go to the nearest immediate care center or walk-in clinic. If you need advice on your condition you can call your primary care provider's (PCP) office. Someone will be available to help day and night 24-hours a day, 7 days a week. If your PCP cannot talk with you, speak to the on-call

Chapter 3. Using the plan's coverage for your medical services

provider. They will be able to direct your care.

What if you are outside the plan's service area when you have an urgent need for care?

When you are outside the service area and cannot get care from an in-network provider, our plan will cover urgently needed services that you get from any provider at the lower in-network cost sharing amount.

Our plan covers worldwide urgent care services outside the United States under the following circumstances:

- You can get urgently needed care anywhere in the U.S. and worldwide.

Section 3.3 Getting care during a disaster

If the Governor of your state, the U.S. Secretary of Health and Human Services, or the President of the United States declares a state of disaster or emergency in your geographic area, you are still entitled to care from your plan.

Please visit the following website: www.CMS.gov/About-CMS/Agency-Information/Emergency/index.html for information on how to obtain needed care during a disaster.

Generally, if you cannot use an in-network provider during a disaster, your plan will allow you to obtain care from out-of-network providers at in-network cost sharing.

SECTION 4 What if you are billed directly for the full cost of your covered services?

Section 4.1 You can ask us to pay our share of the cost of covered services

If you have paid more than your share for covered services, or if you have received a bill for the full cost of covered medical services, go to Chapter 5 (*Asking us to pay our share of a bill you have received for covered medical services*) for information about what to do.

Section 4.2 If services are not covered by our plan, you must pay the full cost

Our plan covers all medical services that are medically necessary, these services are listed in the plan's Medical Benefits Chart (this chart is in Chapter 4 of this booklet), and are obtained consistent with plan rules. You are responsible for paying the full cost of services that aren't covered by our plan, either because they are not plan covered services, or plan rules were not followed.

If you have any questions about whether we will pay for any medical service or care that you are considering, you have the right to ask us whether we will cover it before you get it. You also have the right to ask for this in writing. If we say we will not cover your services, you have the right to appeal our decision not to cover your care.

Chapter 3. Using the plan's coverage for your medical services

Chapter 7 (*What to do if you have a problem or complaint (coverage decisions, appeals, complaints)*) has more information about what to do if you want a coverage decision from us or want to appeal a decision we have already made. You may also call Customer Service to get more information (phone numbers are printed on the back cover of this booklet).

For covered services that have a benefit limitation, you pay the full cost of any services you get after you have used up your benefit for that type of covered service. Costs incurred for services that are not covered by our plan or exceed the benefit limit do not count towards the annual out-of-pocket maximum. You can call Customer Service when you want to know how much of your benefit limit you have already used.

SECTION 5 How are your medical services covered when you are in a “clinical research study”?

Section 5.1 What is a “clinical research study”?
--

A clinical research study (also called a “clinical trial”) is a way that doctors and scientists test new types of medical care, like how well a new cancer drug works. They test new medical care procedures or drugs by asking for volunteers to help with the study. This kind of study is one of the final stages of a research process that helps doctors and scientists see if a new approach works and if it is safe.

Not all clinical research studies are open to members of our plan. Medicare first needs to approve the research study. If you participate in a study that Medicare has *not* approved, *you will be responsible for paying all costs for your participation in the study.*

Once Medicare approves the study, someone who works on the study will contact you to explain more about the study and see if you meet the requirements set by the scientists who are running the study. You can participate in the study as long as you meet the requirements for the study *and* you have a full understanding and acceptance of what is involved if you participate in the study.

If you participate in a Medicare-approved study, Original Medicare pays most of the costs for the covered services you receive as part of the study. When you are in a clinical research study, you may stay enrolled in our plan and continue to get the rest of your care (the care that is not related to the study) through our plan.

If you want to participate in a Medicare-approved clinical research study, you do *not* need to get approval from us or your PCP. The providers that deliver your care as part of the clinical research study do *not* need to be part of our plan's network of providers.

Although you do not need to get our plan's permission to be in a clinical research study, **you do need to tell us before you start participating in a clinical research study.**

If you plan on participating in a clinical research study, contact Customer Service (phone numbers are printed on the back cover of this booklet) to let them know that you will be participating in a clinical trial and to find out more specific details about what your plan will pay.

Section 5.2	When you participate in a clinical research study, who pays for what?
--------------------	--

Once you join a Medicare-approved clinical research study, you are covered for routine items and services you receive as part of the study, including:

- Room and board for a hospital stay that Medicare would pay for even if you weren't in a study
- An operation or other medical procedure if it is part of the research study
- Treatment of side effects and complications of the new care

Original Medicare pays most of the cost of the covered services you receive as part of the study. After Medicare has paid its share of the cost for these services, our plan will also pay for part of the costs. We will pay the difference between the cost sharing in Original Medicare and your cost sharing as a member of our plan. This means you will pay the same amount for the services you receive as part of the study as you would if you received these services from our plan.

Here's an example of how the cost sharing works: Let's say that you have a lab test that costs \$100 as part of the research study. Let's also say that your share of the costs for this test is \$20 under Original Medicare, but the test would be \$10 under our plan's benefits. In this case, Original Medicare would pay \$80 for the test and we would pay another \$10. This means that you would pay \$10, which is the same amount you would pay under our plan's benefits.

In order for us to pay for our share of the costs, you will need to submit a request for payment. With your request, you will need to send us a copy of your Medicare Summary Notices or other documentation that shows what services you received as part of the study and how much you owe. Please see Chapter 5 for more information about submitting requests for payment.

When you are part of a clinical research study, **neither Medicare nor our plan will pay for any of the following:**

- Generally, Medicare will *not* pay for the new item or service that the study is testing unless Medicare would cover the item or service even if you were *not* in a study.
- Items and services the study gives you or any participant for free.
- Items or services provided only to collect data, and not used in your direct health care. For example, Medicare would not pay for monthly CT scans done as part of the study if your medical condition would normally require only one CT scan.

Do you want to know more?

You can get more information about joining a clinical research study by visiting the Medicare website to read or download the publication "Medicare and Clinical Research Studies". (The publication is available at: www.medicare.gov/Pubs/pdf/02226-Medicare-Studies).

Chapter 3. Using the plan's coverage for your medical services

[and-Clinical-Research-Studies.pdf](#).) You can also call 1-800-MEDICARE (1-800-633-4227), 24 hours a day, 7 days a week. TTY users should call 1-877-486-2048.

SECTION 6 Rules for getting care covered in a “religious non-medical health care institution”

Section 6.1	What is a religious non-medical health care institution?
--------------------	---

A religious non-medical health care institution is a facility that provides care for a condition that would ordinarily be treated in a hospital or skilled nursing facility. If getting care in a hospital or a skilled nursing facility is against a member's religious beliefs, we will instead provide coverage for care in a religious non-medical health care institution. You may choose to pursue medical care at any time for any reason. This benefit is provided only for Part A inpatient services (non-medical health care services). Medicare will only pay for non-medical health care services provided by religious non-medical health care institutions.

Section 6.2	Receiving Care From a Religious Non-Medical Health Care Institution
--------------------	--

To get care from a religious non-medical health care institution, you must sign a legal document that says you are conscientiously opposed to getting medical treatment that is “non-excepted.”

- “Non-excepted” medical care or treatment is any medical care or treatment that is *voluntary* and *not required* by any federal, state, or local law.
- “Excepted” medical treatment is medical care or treatment that you get that is *not* voluntary or *is required* under federal, state, or local law.

To be covered by our plan, the care you get from a religious non-medical health care institution must meet the following conditions:

- The facility providing the care must be certified by Medicare.
- Our plan's coverage of services you receive is limited to *non-religious* aspects of care.
- If you get services from this institution that are provided to you in a facility, the following conditions apply:
 - You must have a medical condition that would allow you to receive covered services for inpatient hospital care or skilled nursing facility care.
 - – *and* – you must get approval in advance from our plan before you are admitted to the facility or your stay will not be covered.

There is unlimited coverage for this benefit. Please see the Benefits Chart in Chapter 4 for additional information.

SECTION 7 Rules for ownership of durable medical equipment

Section 7.1	Will you own the durable medical equipment after making a certain number of payments under our plan?
--------------------	---

Durable medical equipment (DME) includes items such as oxygen equipment and supplies, wheelchairs, walkers, powered mattress systems, crutches, diabetic supplies, speech generating devices, IV infusion pumps, nebulizers, and hospital beds ordered by a provider for use in the home. The member always owns certain items, such as prosthetics. In this section, we discuss other types of DME that you must rent.

In Original Medicare, people who rent certain types of DME own the equipment after paying copayments for the item for 13 months. As a member of our plan, however, you usually will not acquire ownership of rented DME items no matter how many copayments you make for the item while a member of our plan. Under certain limited circumstances we will transfer ownership of the DME item to you. Call Customer Service (phone numbers are printed on the back cover of this booklet) to find out about the requirements you must meet and the documentation you need to provide.

What happens to payments you made for durable medical equipment if you switch to Original Medicare?

If you did not acquire ownership of the DME item while in our plan, you will have to make 13 new consecutive payments after you switch to Original Medicare in order to own the item. Payments you made while in our plan do not count toward these 13 consecutive payments.

If you made fewer than 13 payments for the DME item under Original Medicare *before* you joined our plan, your previous payments also do not count toward the 13 consecutive payments. You will have to make 13 new consecutive payments after you return to Original Medicare in order to own the item. There are no exceptions to this case when you return to Original Medicare.

SECTION 8 Rules for Oxygen Equipment, Supplies, and Maintenance

Section 8.1	What oxygen benefits are you entitled to?
--------------------	--

If you qualify for Medicare oxygen equipment coverage, then for as long as you are enrolled, our plan will cover:

- Rental of oxygen equipment
- Delivery of oxygen and oxygen contents
- Tubing and related oxygen accessories for the delivery of oxygen and oxygen contents
- Maintenance and repairs of oxygen equipment

Chapter 3. Using the plan's coverage for your medical services

If you leave our plan or no longer medically require oxygen equipment, then the oxygen equipment must be returned to the owner.

Section 8.2	What is your cost sharing? Will it change after 36 months?
--------------------	---

Your cost sharing for Medicare oxygen equipment coverage is 20% coinsurance, every 36 months.

Your cost sharing will not change after being enrolled for 36 months in our plan.

If prior to enrolling in our plan you had made 36 months of rental payment for oxygen equipment coverage, your cost sharing in our plan is 20% coinsurance.

Section 8.3	What happens if you leave your plan and return to Original Medicare?
--------------------	---

If you return to Original Medicare, then you start a new 36-month cycle which renews every five years. For example, if you had paid rentals for oxygen equipment for 36 months prior to joining our plan, join our plan for 12 months, and then return to Original Medicare, you will pay full cost sharing for oxygen equipment coverage.

Similarly, if you made payments for 36 months while enrolled in our plan and then return to Original Medicare, you will pay full cost sharing for oxygen equipment coverage.

CHAPTER 4

*Medical Benefits Chart
(what is covered and
what you pay)*

Chapter 4. Medical Benefits Chart (what is covered and what you pay)

Chapter 4. Medical Benefits Chart (what is covered and what you pay)

SECTION 1	Understanding your out-of-pocket costs for covered services	44
Section 1.1	Types of out-of-pocket costs you may pay for your covered services	44
Section 1.2	What is the most you will pay for Medicare Part A and Part B covered medical services?	44
Section 1.3	Our plan does not allow providers to “balance bill” you	45
SECTION 2	Use the <i>Medical Benefits Chart</i> to find out what is covered for you and how much you will pay	46
Section 2.1	Your medical benefits and costs as a member of the plan	46
Section 2.2	Extra “optional supplemental” benefits you can buy	99
SECTION 3	What services are not covered by the plan?	111
Section 3.1	Services we do <i>not</i> cover (exclusions)	111

Chapter 4. Medical Benefits Chart (what is covered and what you pay)**SECTION 1 Understanding your out-of-pocket costs for covered services**

This chapter focuses on your covered services and what you pay for your medical benefits. It includes a Medical Benefits Chart that lists your covered services and shows how much you will pay for each covered service as a member of our plan. Later in this chapter, you can find information about medical services that are not covered. It also explains limits on certain services. Further exclusions can also be found in Section 2.2 in this chapter for members who have purchased Optional Supplemental benefits.

Section 1.1 Types of out-of-pocket costs you may pay for your covered services

To understand the payment information we give you in this chapter, you need to know about the types of out-of-pocket costs you may pay for your covered services.

- A **“copay”** is the fixed amount you pay each time you receive certain medical services. You pay a copay at the time you get the medical service. (The Medical Benefits Chart in Section 2 tells you more about your copays.)
- **“Coinsurance”** is the percentage you pay of the total cost of certain medical services. You pay a coinsurance at the time you get the medical service. (The Medical Benefits Chart in Section 2 tells you more about your coinsurance.)

Most people who qualify for Medicaid or for the Qualified Medicare Beneficiary (QMB) program should never pay deductibles, copays or coinsurance. Be sure to show your proof of Medicaid or QMB eligibility to your provider, if applicable. If you think that you are being asked to pay improperly, contact Customer Service.

Section 1.2 What is the most you will pay for Medicare Part A and Part B covered medical services?

Under our plan, there are two different limits on what you have to pay out-of-pocket for covered medical services:

- Your **in-network maximum out-of-pocket amount** is \$6,700. This is the most you pay during the calendar year for covered Medicare Part A and Part B services received from in-network providers. The amounts you pay for copays, and coinsurance for covered services from in-network providers count toward this in-network maximum out-of-pocket amount. (The amounts you pay for services from out-of-network providers do not count toward your in-network maximum out-of-pocket amount. In addition, amounts you pay for some services do not count toward your in-network maximum out-of-pocket amount. These services are marked in bold in the Medical Benefits Chart.) If you have paid \$6,700 for covered Part A and Part B services from in-network providers, you will not have any out-of-pocket costs for the rest of the year when you see our in-network providers. However, you must continue to pay the Medicare Part B premium (unless your Part B premium is paid for you by Medicaid or another third party).

Chapter 4. Medical Benefits Chart (what is covered and what you pay)

- Your **combined maximum out-of-pocket amount** is \$10,000. This is the most you pay during the calendar year for covered Medicare Part A and Part B services received from both in-network and out-of-network providers. The amounts you pay for copays, and coinsurance for covered services count toward this combined maximum out-of-pocket amount. (In addition, amounts you pay for some services do not count toward your combined maximum out-of-pocket amount. These services are marked in bold in the Medical Benefits Chart.) If you have paid \$10,000 for covered services, you will have 100% coverage and will not have any out-of-pocket costs for the rest of the year for covered Part A and Part B services. However, you must continue to pay the Medicare Part B premium (unless your Part B premium is paid for you by Medicaid or another third party).

Section 1.3	Our plan does not allow providers to “balance bill” you
--------------------	--

As a member of our plan, an important protection for you is that you only have to pay your cost sharing amount when you get services covered by our plan. We do not allow providers to add additional separate charges, called “balance billing.” This protection (that you never pay more than your cost sharing amount) applies even if we pay the provider less than the provider charges for a service and even if there is a dispute and we don’t pay certain provider charges.

Here is how this protection works.

- If your cost sharing is a copay (a set amount of dollars, for example, \$15.00), then you pay only that amount for any covered services from an in-network provider. You will generally have higher copays when you obtain care from out-of-network providers.
- If your cost sharing is a coinsurance (a percentage of the total charges), then you never pay more than that percentage. However, your cost depends on which type of provider you see:
 - If you receive the covered services from an in-network provider, you pay the coinsurance percentage multiplied by the plan’s reimbursement rate (as determined in the contract between the provider and the plan).
 - If you receive the covered services from an out-of-network provider who participates with Medicare, you pay the coinsurance percentage multiplied by the Medicare payment rate for participating providers.
 - If you receive the covered services from an out-of-network provider who does not participate with Medicare, you pay the coinsurance percentage multiplied by the Medicare payment rate for non-participating providers.
- If you believe a provider has “balance billed” you, call Customer Service (phone numbers are printed on the back cover of this booklet.)

Chapter 4. Medical Benefits Chart (what is covered and what you pay)

SECTION 2 Use the *Medical Benefits Chart* to find out what is covered for you and how much you will pay

Section 2.1	Your medical benefits and costs as a member of the plan
--------------------	--

The Medical Benefits Chart on the following pages lists the services our plan covers and what you pay out-of-pocket for each service. The services listed in the Medical Benefits Chart are covered only when the following coverage requirements are met:

- Your Medicare covered services must be provided according to the coverage guidelines established by Medicare.
- Your services (including medical care, services, supplies, and equipment) *must* be medically necessary. “Medically necessary” means that the services, supplies, or drugs are needed for the prevention, diagnosis, or treatment of your medical condition and meet accepted standards of medical practice.
- Some of the services listed in the Medical Benefits Chart are covered as in-network services *only* if your doctor or other in-network provider gets approval in advance (sometimes called “prior authorization”) from our plan.
 - Covered services that need approval in advance to be covered as in-network services are marked in bold in the Medical Benefits Chart.
 - You never need approval in advance for out-of-network services from out-of-network providers.
 - While you don’t need approval in advance for out-of-network services, you or your doctor can ask us to make a coverage decision in advance.

Other important things to know about our coverage:

- For benefits where your cost sharing is a coinsurance percentage, the amount you pay depends on what type of provider you receive the services from:
 - If you receive the covered services from an in-network provider, you pay the coinsurance percentage multiplied by the plan’s reimbursement rate (as determined in the contract between the provider and the plan).
 - If you receive the covered services from an out-of-network provider who participates with Medicare, you pay the coinsurance percentage multiplied by the Medicare payment rate for participating providers.
 - If you receive the covered services from an out-of-network provider who does not participate with Medicare, you pay the coinsurance percentage multiplied by the Medicare payment rate for non-participating providers.
- Like all Medicare health plans, we cover everything that Original Medicare covers. For some of these benefits, you pay *more* in our plan than you would in Original Medicare. For others, you pay *less*. (If you want to know more about the coverage and costs of Original Medicare, look in your *Medicare & You 2022* handbook. View it online at www.medicare.gov or ask for a copy by calling

Chapter 4. Medical Benefits Chart (what is covered and what you pay)


1-800-MEDICARE (1-800-633-4227), 24 hours a day, 7 days a week. TTY users should call 1-877-486-2048.).

- For all preventive services that are covered at no cost under Original Medicare, we also cover the service at no cost to you. However, if you also are treated or monitored for an existing medical condition during the visit when you receive the preventive service, a copay will apply for the care received for the existing medical condition.
- Sometimes, Medicare adds coverage under Original Medicare for new services during the year. If Medicare adds coverage for any services during 2022, either Medicare or our plan will cover those services.



You will see this apple next to the preventive services in the benefits chart.

Chapter 4. Medical Benefits Chart (what is covered and what you pay)**Medical Benefits Chart**

Services that are covered for you	What you must pay when you get these services In-Network	What you must pay when you get these services Out-of-Network
 Abdominal aortic aneurysm screening No prior authorization required. A one-time screening ultrasound for people at risk. The plan only covers this screening if you have certain risk factors and if you get a referral for it from your physician, physician assistant, nurse practitioner, or clinical nurse specialist.	There is no coinsurance or copay for members eligible for this preventive screening.	50% coinsurance
Acupuncture for chronic low back pain No prior authorization required. Covered services include: Up to 12 visits in 90 days are covered for Medicare beneficiaries under the following circumstances: For the purpose of this benefit, chronic low back pain is defined as: <ul style="list-style-type: none"> • Lasting 12 weeks or longer; • nonspecific, in that it has no identifiable systemic cause (i.e., not associated with metastatic, inflammatory, infectious, etc. disease); • not associated with surgery; and • not associated with pregnancy. An additional eight sessions will be covered for those patients demonstrating an improvement. No more than 20 acupuncture treatments may be administered annually. Treatment must be discontinued if the patient is not improving or is regressing. Provider Requirements: Physicians (as defined in 1861(r)(1) of the Social Security Act (the Act) may furnish acupuncture in accordance with applicable state requirements.	\$25 copay	50% coinsurance

Chapter 4. Medical Benefits Chart (what is covered and what you pay)

Services that are covered for you	What you must pay when you get these services In-Network	What you must pay when you get these services Out-of-Network
<p>Acupuncture for chronic low back pain (continued)</p> <p>Physician assistants (PAs), nurse practitioners (NPs)/clinical nurse specialists (CNSs) (as identified in 1861(aa)(5) of the Act), and auxiliary personnel may furnish acupuncture if they meet all applicable state requirements and have:</p> <ul style="list-style-type: none"> • a masters or doctoral level degree in acupuncture or Oriental Medicine from a school accredited by the Accreditation Commission on Acupuncture and Oriental Medicine (ACAOM); and, • a current, full, active, and unrestricted license to practice acupuncture in a State, Territory, or Commonwealth (i.e. Puerto Rico) of the United States, or District of Columbia. <p>Auxiliary personnel furnishing acupuncture must be under the appropriate level of supervision of a physician, PA, or NP/CNS required by our regulations at 42 CFR §§ 410.26 and 410.27.</p>		
<ul style="list-style-type: none"> • Additional acupuncture care 	See Alternative care	
<p>Alternative care</p> <p>No prior authorization required. The amount you pay for services performed or ordered by an alternative care provider does not apply to your yearly maximum out-of-pocket.</p> <ul style="list-style-type: none"> • Non-Medicare covered acupuncture, naturopathy, and non-Medicare covered chiropractic care up to a total of 12 office visits combined benefit limit per calendar year. 	\$25 copay per visit	Not covered


Chapter 4. Medical Benefits Chart (what is covered and what you pay)

Services that are covered for you	What you must pay when you get these services In-Network	What you must pay when you get these services Out-of-Network
Alternative care (continued) Covered services include: <ul style="list-style-type: none"> • Chiropractic care provided by a licensed Chiropractor acting within the scope of his/her license. In addition to office visits, some of the covered services include physical therapy modalities only when associated with spinal manipulation, related diagnostic laboratory (Complete Blood Count and General Panel), and x-ray services. • Acupuncture services provided by a licensed acupuncturists acting within the scope of his/her license. Covered services include acupuncture and electro-acupuncture. • Naturopathic services provided by a licensed Naturopath obtained to diagnose and treat an illness or injury. • If you are seeing a non-participating Medicare provider, please reference Section 1.3 above as you may be Balance Billed for these services • <u>The covered services above are not a comprehensive list. Please see table in Section 3.1 for a comprehensive list of services we do not cover.</u> 		
<ul style="list-style-type: none"> • Manual manipulation of the spine to correct subluxation 	See Chiropractic services	



Chapter 4. Medical Benefits Chart (what is covered and what you pay)

Services that are covered for you	What you must pay when you get these services In-Network	What you must pay when you get these services Out-of-Network
<p>Ambulance services</p> <p>When in-network: prior authorization is required for non-emergency transportation. For coverage outside of the United States, see Worldwide coverage. For additional covered services, see Global emergency and travel assistance.</p> <ul style="list-style-type: none"> Covered ambulance services include fixed wing, rotary wing, and ground ambulance services, to the nearest appropriate facility that can provide care only if they are furnished to a member whose medical condition is such that other means of transportation could endanger the person's health or if authorized by the plan. Non-emergency transportation by ambulance is appropriate if it is documented that the member's condition is such that other means of transportation could endanger the person's health and that transportation by ambulance is medically required. 	\$250 copay per one-way transport	
<p>Annual physical exam</p> <p>No prior authorization required. The amount you pay for these services do not apply to your yearly maximum out-of-pocket. Limited to one exam per calendar year.</p> <p>This exam is covered in addition to the "Welcome to Medicare Exam" and "Annual Wellness Visit."</p> <ul style="list-style-type: none"> Routine lab work not otherwise covered by Medicare as preventive, including: 	\$0 copay	50% coinsurance




Chapter 4. Medical Benefits Chart (what is covered and what you pay)

Services that are covered for you	What you must pay when you get these services In-Network	What you must pay when you get these services Out-of-Network
<p>Annual physical exam (continued)</p> <ul style="list-style-type: none"> ○ Comprehensive Metabolic Panel ○ Thyroid Stimulating Hormone ○ Complete Blood Count ○ Vitamin D ○ A hands-on physical exam that includes inspection of the organ systems. ○ A review of active medical problems, development of specific treatment plans, and an examination and evaluation of the entire person. <p>Note: Cost sharing may apply for other services provided during the annual physical exam.</p>		
<p> Annual wellness visit</p> <p>No prior authorization required. If you've had Part B for longer than 12 months, you can get an annual wellness visit to develop or update a personalized prevention plan based on your current health and risk factors. This is covered once every 12 months.</p> <p>Note: Your first annual wellness visit can't take place within 12 months of your "Welcome to Medicare" preventive visit. However, you don't need to have had a "Welcome to Medicare" visit to be covered for annual wellness visits after you've had Part B for 12 months.</p>	There is no coinsurance or copay for the annual wellness visit.	50% coinsurance


Chapter 4. Medical Benefits Chart (what is covered and what you pay)

Services that are covered for you	What you must pay when you get these services In-Network	What you must pay when you get these services Out-of-Network
 Bone mass measurement No prior authorization required. For qualified individuals (generally, this means people at risk of losing bone mass or at risk of osteoporosis), the following services are covered every 24 months or more frequently if medically necessary: procedures to identify bone mass, detect bone loss, or determine bone quality, including a physician's interpretation of the results.	There is no coinsurance or copay for Medicare-covered bone mass measurement.	50% coinsurance
 Breast cancer screening (mammograms) No prior authorization required. Covered services include: <ul style="list-style-type: none"> • One baseline mammogram between the ages of 35 and 39 • One screening mammogram every 12 months for women age 40 and older • Clinical breast exams once every 24 months 	There is no coinsurance or copay for covered screening mammograms.	50% coinsurance
<ul style="list-style-type: none"> • One diagnostic mammography exam is covered at no cost per calendar year. Additional exams are covered with a cost share. Please see Outpatient diagnostic tests and therapeutic services and supplies - Other outpatient diagnostic tests for more information. 	\$0 copay	50% coinsurance
Cardiac rehabilitation services No prior authorization required. Comprehensive programs of cardiac rehabilitation services that include exercise, education, and counseling are covered for members who meet certain conditions with a doctor's order. The plan also covers intensive cardiac rehabilitation programs that are typically more rigorous or more intense than cardiac rehabilitation programs.	\$35 copay per visit	50% coinsurance

Chapter 4. Medical Benefits Chart (what is covered and what you pay)

Services that are covered for you	What you must pay when you get these services In-Network	What you must pay when you get these services Out-of-Network
 Cardiovascular disease risk reduction visit (therapy for cardiovascular disease) No prior authorization required. We cover one visit per year with your primary care doctor to help lower your risk for cardiovascular disease. During this visit, your doctor may discuss aspirin use (if appropriate), check your blood pressure, and give you tips to make sure you're eating healthy.	There is no coinsurance or copay for the intensive behavioral therapy cardiovascular disease preventive benefit.	50% coinsurance
 Cardiovascular disease testing No prior authorization required. Blood tests for the detection of cardiovascular disease (or abnormalities associated with an elevated risk of cardiovascular disease) once every five years (60 months).	There is no coinsurance or copay for cardiovascular disease testing that is covered once every five years.	50% coinsurance
 Cervical and vaginal cancer screening No prior authorization required. Covered services include: <ul style="list-style-type: none"> • For all women: Pap tests and pelvic exams are covered once every 24 months. • If you are at high risk of cervical or vaginal cancer or you are of childbearing age and have had an abnormal Pap test within the past 3 years: one Pap test every 12 months 	There is no coinsurance or copay for Medicare-covered preventive Pap and pelvic exams.	50% coinsurance
Chiropractic services No prior authorization required. Covered services include: <ul style="list-style-type: none"> • Manual manipulation of the spine to correct subluxation 	\$20 copay	50% coinsurance
<ul style="list-style-type: none"> • Additional chiropractic care 	See Alternative care	
Colonoscopies No prior authorization required. Covered services include: <ul style="list-style-type: none"> • Diagnostic and preventive colonoscopies regardless of frequency. 	\$0 copay	50% coinsurance



Chapter 4. Medical Benefits Chart (what is covered and what you pay)

Services that are covered for you	What you must pay when you get these services In-Network	What you must pay when you get these services Out-of-Network
<p> Colorectal cancer screening</p> <p>No prior authorization required. For people 50 and older, the following are covered:</p> <ul style="list-style-type: none"> • Flexible sigmoidoscopy (or screening barium enema as an alternative) every 48 months <p>One of the following every 12 months:</p> <ul style="list-style-type: none"> • Guaiac-based fecal occult blood test (gFOBT) • Fecal immunochemical test (FIT) <p>DNA based colorectal screening every 3 years</p> <p>For people at high risk of colorectal cancer, we cover:</p> <ul style="list-style-type: none"> • Screening colonoscopy (or screening barium enema as an alternative) every 24 months <p>For people not at high risk of colorectal cancer, we cover:</p> <ul style="list-style-type: none"> • Screening colonoscopy every 10 years (120 months), but not within 48 months of a screening sigmoidoscopy 	<p>There is no coinsurance or copay for a Medicare-covered colorectal cancer screening exam.</p> <p>\$0 copay for barium enemas</p>	<p>50% coinsurance</p>
<p>COVID-19 treatment during a public health emergency</p> <p>No prior authorization required. The amount you pay for these services do not apply to your yearly maximum out-of-pocket. If you are diagnosed with COVID-19, treatment services directly related to COVID-19 are covered for the duration of a public health emergency in your county. This is in addition to the mandated \$0 testing and diagnosis for COVID-19.</p>	<p>\$0 copay</p>	


Chapter 4. Medical Benefits Chart (what is covered and what you pay)

Services that are covered for you	What you must pay when you get these services In-Network	What you must pay when you get these services Out-of-Network
<p>COVID-19 treatment during a public health emergency (continued)</p> <p>Covered services include:</p> <ul style="list-style-type: none"> • Ambulance services • Durable medical equipment (DME) and related supplies • Emergency care • Home health • Inpatient hospital • Outpatient diagnostic tests and therapeutic services and supplies • Outpatient hospital observation • Outpatient hospital services • Physician/Practitioner services, including doctor's office visits (PCP and specialist visits) • Skilled nursing facility (SNF) care • Urgent care <p>Services unrelated to COVID-19 treatment may result in a cost share. Please see applicable section in this benefit chart for cost shares depending on the service you are receiving.</p>		
<p>Dental services</p> <p>No prior authorization required. The amount you pay for these services do not apply to your yearly maximum out-of-pocket. In general, preventive dental services (such as cleaning, routine dental exams, and dental x-rays) are not covered by Original Medicare. We cover:</p> <ul style="list-style-type: none"> • Routine Exams - 1 per year • Cleanings (Prophylaxis or Periodontal) - 1 per year • Bitewing x-rays - 1 per year • Full mouth x-rays, Conebeam and/or Panorex (1 complete series) - 1 per 5 years 	\$0 copay	

Chapter 4. Medical Benefits Chart (what is covered and what you pay)

Services that are covered for you	What you must pay when you get these services In-Network	What you must pay when you get these services Out-of-Network
<p>Dental services (continued)</p> <p>The services listed above are covered up to a combined \$500 Annual Maximum.</p> <p>We will cover 100% up to our maximum allowable charges for covered services. This maximum allowable is based on the 85th percentile of usual, customary, and reasonable (UCR) charges. If your dentist is out of our network and the charges are more than the maximum allowable amount, you will have to pay for the excess charges.</p> <p>Coverage for additional preventive and comprehensive dental services can be purchased for an extra cost. The optional supplemental benefits cannot be combined with any other dental benefits that may be offered on your plan.</p> <p>Please see Chapter 4, Section 2.2 for additional information and limitations, and Section 3.1 for exclusions..</p>		
<p> Depression screening</p> <p>No prior authorization required. We cover one screening for depression per year. The screening must be done in a primary care setting that can provide follow-up treatment and/or referrals.</p>	<p>There is no coinsurance or copay for an annual depression screening visit.</p>	<p>50% coinsurance</p>
<p> Diabetes screening</p> <p>No prior authorization required. We cover this screening (includes fasting glucose tests) if you have any of the following risk factors: high blood pressure (hypertension), history of abnormal cholesterol and triglyceride levels (dyslipidemia), obesity, or a history of high blood sugar (glucose). Tests may also be covered if you meet other requirements, like being overweight and having a family history of diabetes.</p> <p>Based on the results of these tests, you may be eligible for up to two diabetes screenings every 12 months.</p>	<p>There is no coinsurance or copay for the Medicare covered diabetes screening tests.</p>	<p>50% coinsurance</p>

Chapter 4. Medical Benefits Chart (what is covered and what you pay)

Services that are covered for you	What you must pay when you get these services In-Network	What you must pay when you get these services Out-of-Network
<p> Diabetes self-management training, diabetic services and supplies</p> <p>When in-network: prior authorization may be required for some diabetic services and supplies. For all people who have diabetes (insulin and non-insulin users). Covered services include:</p> <ul style="list-style-type: none"> Supplies to monitor your blood glucose: Blood glucose monitor, blood glucose test strips, lancet devices and lancets, and glucose-control solutions for checking the accuracy of test strips and monitors. Limited to OneTouch branded products when filled through a pharmacy. Please refer to the Diabetic Supplies List for covered services. For people with diabetes who have severe diabetic foot disease: One pair per calendar year of therapeutic custom-molded shoes (including inserts provided with such shoes) and two additional pairs of inserts, or one pair of depth shoes and three pairs of inserts (not including the non-customized removable inserts provided with such shoes). Coverage includes fitting. Diabetes self-management training is covered under certain conditions. 	\$0 copay	50% coinsurance

Chapter 4. Medical Benefits Chart (what is covered and what you pay)

Services that are covered for you	What you must pay when you get these services In-Network	What you must pay when you get these services Out-of-Network
<p>Durable medical equipment (DME) and related supplies</p> <p>When in-network: prior authorization may be required for some Durable Medical Equipment (DME).</p> <p>(For a definition of “durable medical equipment,” Chapter 10 of this booklet.)</p> <p>Covered items include, but are not limited to: wheelchairs, crutches, powered mattress systems, diabetic supplies, hospital beds ordered by a provider for use in the home, IV infusion pumps, speech generating devices, oxygen equipment, nebulizers, and walkers.</p> <p>We cover all medically necessary DME covered by Original Medicare. If our supplier in your area does not carry a particular brand or manufacturer, you may ask them if they can special order it for you. The most recent list of suppliers is available on our website at www.Medicare.PacificSource.com.</p>	20% coinsurance	30% coinsurance
<p>Emergency care</p> <p>No prior authorization required. For coverage outside of the United States, see Worldwide coverage. For additional covered services, see Global emergency and travel assistance.</p> <p>Emergency care refers to services that are:</p> <ul style="list-style-type: none"> • Furnished by a provider qualified to furnish emergency services, and • Needed to evaluate or stabilize an emergency medical condition. 	<p>\$90 copay per visit</p> <p>\$0 copay if admitted to the hospital from the emergency room within 72 hours.</p> <p>If you receive emergency care at an out-of-network hospital and need inpatient care after your emergency condition is stabilized, you must move to an in-network hospital in order to pay the in-network cost sharing amount for the part of your stay after you are stabilized. If you stay at the out-of-network hospital, your stay will be covered but you will pay the out-of-network cost sharing amount for the part of your stay after you are stabilized.</p>	


Chapter 4. Medical Benefits Chart (what is covered and what you pay)

Services that are covered for you	What you must pay when you get these services In-Network	What you must pay when you get these services Out-of-Network
<p>Emergency care (continued)</p> <p>A medical emergency is when you, or any other prudent layperson with an average knowledge of health and medicine, believe that you have medical symptoms that require immediate medical attention to prevent loss of life, loss of a limb, or loss of function of a limb. The medical symptoms may be an illness, injury, severe pain, or a medical condition that is quickly getting worse.</p> <p>Cost sharing for necessary emergency services furnished out-of-network is the same as for such services furnished in-network.</p>		
<p>Global emergency and travel assistance Assist America, INC. (AAI)</p> <p>No prior authorization required. The amount you pay for these services do not apply to your yearly maximum out-of-pocket amount. Global emergency and travel assistance when you become ill or injured while you are traveling more than 100 miles from your permanent residence or in a foreign country.</p> <p>Call Assist America 24 hours a day, 7 days a week at 800-872-1414 (inside the United States) or 1-609-986-1234 (outside the United States). See Section 3.1 for exclusions.</p> <p>This Program offers the following services:</p> <ul style="list-style-type: none"> • Hospital Admission Assistance <ul style="list-style-type: none"> ○ Assistance in either providing funds to help you with admission into a foreign (non-U.S.) medical facility and/or validate your medical insurance with the foreign facility. You must repay all funds provided for hospital admittance within 45 days of the date advanced. 	\$0 copay through Assist America	

Chapter 4. Medical Benefits Chart (what is covered and what you pay)

Services that are covered for you	What you must pay when you get these services In-Network	What you must pay when you get these services Out-of-Network
<p>Global emergency and travel assistance (continued)</p> <ul style="list-style-type: none"> • Emergency Medical Evacuation <ul style="list-style-type: none"> ○ When an adequate medical facility is not available in your proximity, Assist America will arrange and pay for transportation to the nearest medical facility capable of providing the required care. • Medical Repatriation <ul style="list-style-type: none"> ○ When Assist America's consulting physician and your attending physician determines that transportation is medically necessary, Assist America will arrange and pay for transportation under medical supervision to your home or to a medical or rehabilitation facility near your home once you are medically cleared for travel. • Medical Consultation, Evaluation and Referrals <ul style="list-style-type: none"> ○ Assist America is available 24 hours a day, 7 days a week, with multilingual personnel for medical consultation, evaluation and referral to Western-trained physicians. 		

Chapter 4. Medical Benefits Chart (what is covered and what you pay)

Services that are covered for you	What you must pay when you get these services In-Network	What you must pay when you get these services Out-of-Network
<p>Global emergency and travel assistance (continued)</p> <ul style="list-style-type: none"> • Medical Monitoring <ul style="list-style-type: none"> ○ Medical personnel will monitor your condition and will stay in regular communication with the attending physician and/or hospital and relay necessary and legally permissible information to your family members. <p>Note: All arrangements must be made through Assist America. To find out more about these services, as well as other services you may have access to, please contact Assist America at the phone number listed above. This service is only available during the first 90 consecutive days that you are away from your permanent residence.</p>		
<p> Health and wellness education programs</p> <p>No prior authorization required. The amount you pay for these services do not apply to your yearly maximum out-of-pocket amount.</p> <p>The Silver&Fit® Healthy Aging and Exercise Program</p> <p>As a Silver&Fit member, you have the following options available at no cost to you:</p> <ul style="list-style-type: none"> • Get Started Program: By answering a few online questions about your areas of interest, you will receive a customized program for your exercise of choice, including instructions on how to get started and suggested online workout videos. 	<p>\$0 annual program fee to enroll into a Silver&Fit fitness facility.</p> <p>\$0 annual fee for one kit through Silver&Fit</p>	

Chapter 4. Medical Benefits Chart (what is covered and what you pay)

Services that are covered for you	What you must pay when you get these services In-Network	What you must pay when you get these services Out-of-Network
<p>Health and wellness education programs (continued)</p> <ul style="list-style-type: none"> • 8,000+ on-demand videos through the website and mobile app digital library, including the Silver&Fit Signature Series Classes ®. • Fitness Center Membership: You can visit a participating fitness center or YMCA near you that takes part in the program.* You also have access to the Premium Fitness Network, which includes additional fitness center and studio choices and unique experiences like swimming centers, rock climbing gyms, and rowing centers, each with a buy-up price. Many participating fitness centers may also offer low-impact classes focused on improving and increasing muscular strength and endurance, mobility, flexibility, range of motion, balance, agility, and coordination. • One Home Fitness kit per year including options such as a Fitbit or Garmin Activity Tracker, yoga kits, Pilates kits, swim kits, strength kits, and more. • Healthy Aging Coaching sessions by telephone with a trained coach where you can discuss topics like exercise, nutrition, social isolation, and brain health. • The Silver&Fit Connected™ tool for tracking your activity. • Rewards, such as hats and pins, for reaching new milestones. • Online Healthy Aging classes. • Online quarterly newsletter. <p>The Silver&Fit program has Something for Everyone®!</p>		


Chapter 4. Medical Benefits Chart (what is covered and what you pay)

Services that are covered for you	What you must pay when you get these services In-Network	What you must pay when you get these services Out-of-Network
<p>Health and wellness education programs (continued)</p> <p>*Non-standard services that call for an added fee are not part of the Silver&Fit program and will not be reimbursed.</p> <p>The Silver&Fit program is provided by American Specialty Health fitness, Inc., a subsidiary of American Specialty Health Incorporated (ASH). Silver&Fit, Silver&Fit Signature Series, and Silver&Fit Connected! are trademarks of ASH. Participating facilities and fitness chains may vary by location and are subject to change. Kits and rewards are subject to change.</p> <p>For more information or to sign up for this program, visit www.SilverandFit.com or call Silver&Fit toll free at (877) 427-4788. TTY users call (877) 710-2746.</p>		
<p>24-Hour NurseLine</p> <p>The amount you pay for these services do not apply to your yearly maximum out-of-pocket amount. Available 24-hours, 7 days a week. You can call our 24-Hour NurseLine at (855) 834-6150 any time of the night or day to receive trusted health information and advice from the comfort of your home. TTY users should call (844) 514-3774.</p> <p>A nurse may call you back with additional advice and information based on your health questions and needs.</p>	There is no coinsurance or copay for the 24-Hour NurseLine.	
<p>Hearing services (Medicare covered)</p> <p>No prior authorization required. Diagnostic hearing and balance evaluations performed by your provider to determine if you need medical treatment are covered as outpatient care when furnished by a physician, audiologist, or other qualified provider.</p>	\$35 copay per Medicare-covered exam	50% coinsurance

Chapter 4. Medical Benefits Chart (what is covered and what you pay)

Services that are covered for you	What you must pay when you get these services In-Network	What you must pay when you get these services Out-of-Network
<p>Hearing services (routine)</p> <p>No prior authorization required. The amount you pay for these services do not apply to your yearly maximum out-of-pocket amount.</p> <p>We cover:</p> <ul style="list-style-type: none"> One routine hearing exam per calendar year. Basic hearing evaluations performed by your provider are covered as outpatient care when furnished by a physician, audiologist, or other qualified provider. You must use a TruHearing provider. 	\$0 copay per exam	Not covered
<p>Up to two TruHearing-branded hearing aids every year (one per ear per year). Benefit is limited to TruHearing's Standard, Advanced and Premium hearing aids, which come in various styles and colors. Premium Hearing aids are available in rechargeable style options for an additional \$50 per aid. You must see a TruHearing provider to use this benefit. Call 1-844-247-6313 to schedule an appointment (for TTY, dial 711).</p> <p>Hearing aid purchase includes:</p> <ul style="list-style-type: none"> First year of follow-up provider visits 60-day trial period 3-year extended warranty 80 batteries per aid for non-rechargeable models <p>Benefit does not include or cover any of the following:</p> <ul style="list-style-type: none"> Additional cost for optional hearing aid rechargeability Ear molds Hearing aid accessories Additional provider visits Additional batteries; batteries when a rechargeable hearing aid is purchased 	<p>\$599 per aid for Standard</p> <p>\$799 per aid for Advanced</p> <p>\$999 per aid for Premium</p>	

Chapter 4. Medical Benefits Chart (what is covered and what you pay)

Services that are covered for you	What you must pay when you get these services In-Network	What you must pay when you get these services Out-of-Network
Hearing services (routine) (continued) <ul style="list-style-type: none"> Hearing aids that are not TruHearing-branded hearing aids Costs associated with loss & damage warranty claims <p>Costs associated with excluded items are the responsibility of the member and not covered by the plan.</p>		
 HIV screening <p>No prior authorization required. For people who ask for an HIV screening test or who are at increased risk for HIV infection, we cover:</p> <ul style="list-style-type: none"> One screening exam every 12 months <p>For women who are pregnant, we cover:</p> <ul style="list-style-type: none"> Up to three screening exams during a pregnancy 	<p>There is no coinsurance or copay for members eligible for Medicare-covered preventive HIV screening.</p>	<p>50% coinsurance</p>
Home health agency care <p>No prior authorization required. Prior to receiving home health services, a doctor must certify that you need home health services and will order home health services to be provided by a home health agency. You must be homebound, which means leaving home is a major effort. Covered services include, but are not limited to:</p> <ul style="list-style-type: none"> Part-time or intermittent skilled nursing and home health aide services (To be covered under the home health care benefit, your skilled nursing and home health aide services combined must total fewer than 8 hours per day and 35 hours per week) Physical therapy, occupational therapy, and speech therapy Medical and social services Medical equipment and supplies 	<p>\$0 copay</p>	<p>50% coinsurance</p>


Chapter 4. Medical Benefits Chart (what is covered and what you pay)

Services that are covered for you	What you must pay when you get these services In-Network	What you must pay when you get these services Out-of-Network
<p>Home infusion therapy</p> <p>When in-network: prior authorization is required for some drugs. Home infusion therapy involves the intravenous or subcutaneous administration of drugs or biologicals to an individual at home. The components needed to perform home infusion include the drug (for example, antivirals, immune globulin), equipment (for example, a pump), and supplies (for example, tubing and catheters).</p> <p>Covered services include, but are not limited to:</p> <ul style="list-style-type: none"> • Professional services, including nursing services, furnished in accordance with the plan of care • Patient training and education not otherwise covered under the durable medical equipment benefit • Remote monitoring • Monitoring services for the provision of home infusion therapy and home infusion drugs furnished by a qualified home infusion therapy supplier 	20% coinsurance	50% coinsurance
<p>Hospice care</p> <p>No prior authorization required. You may receive care from any Medicare-certified hospice program. You are eligible for the hospice benefit when your doctor and the hospice medical director have given you a terminal prognosis certifying that you're terminally ill and have 6 months or less to live if your illness runs its normal course. Your hospice doctor can be an in-network provider or an out-of-network provider.</p> <p>Covered services include:</p> <ul style="list-style-type: none"> • Drugs for symptom control and pain relief • Short-term respite care • Home care 	<p>When you enroll in a Medicare-certified hospice program, your hospice services and your Part A and Part B services related to your terminal prognosis are paid for by Original Medicare, not our plan.</p>	

Chapter 4. Medical Benefits Chart (what is covered and what you pay)

Services that are covered for you	What you must pay when you get these services In-Network	What you must pay when you get these services Out-of-Network
<p>Hospice care (continued)</p> <p><u>For hospice services and for services that are covered by Medicare Part A or B and are related to your terminal prognosis:</u> Original Medicare (rather than our plan) will pay for your hospice services and any Part A and Part B services related to your terminal prognosis. While you are in the hospice program, your hospice provider will bill Original Medicare for the services that Original Medicare pays for.</p> <p><u>For services that are covered by Medicare Part A or B and are not related to your terminal prognosis:</u> If you need non-emergency, non-urgently needed services that are covered under Medicare Part A or B and that are not related to your terminal prognosis, your cost for these services depends on whether you use a provider in our plan's network:</p> <ul style="list-style-type: none"> • If you obtain the covered services from an in-network provider, you only pay the plan cost sharing amount for in-network services. • If you obtain the covered services from an out-of-network provider, you pay the plan cost sharing for out-of-network services. <p><u>For services that are covered by our plan but are not covered by Medicare Part A or B:</u> our plan will continue to cover plan-covered services that are not covered under Part A or B whether or not they are related to your terminal prognosis. You pay your plan cost sharing amount for these services.</p> <p>Note: If you need non-hospice care (care that is not related to your terminal prognosis), you should contact us to arrange the services.</p>		

Chapter 4. Medical Benefits Chart (what is covered and what you pay)

Services that are covered for you	What you must pay when you get these services In-Network	What you must pay when you get these services Out-of-Network
Hospice care (continued) Our plan covers hospice consultation services (one time only) for a terminally ill person who hasn't elected the hospice benefit.	See Physician/Practitioner services, including doctor's office visits: Specialist	
 Immunizations No prior authorization required. Covered Medicare Part B services include: <ul style="list-style-type: none"> • Pneumonia vaccine • Flu shots, once each flu season in the fall and winter, with additional flu shots if medically necessary • Hepatitis B vaccine if you are at high or intermediate risk of getting Hepatitis B • COVID-19 vaccine • Other vaccines if you are at risk and they meet Medicare Part B coverage rules Administration fee in provider's office may require a cost-share.	There is no coinsurance or copay for the pneumonia, influenza, Hepatitis B, and COVID-19 vaccines.	50% coinsurance
Inpatient hospital care When in-network: prior authorization may be required depending on the procedure, except in urgent or emergent situations. Notification from your provider is required upon admission. Includes inpatient acute, inpatient rehabilitation, long-term care hospitals and other types of inpatient hospital services. Inpatient hospital care starts the day you are formally admitted to the hospital with a doctor's order. The day before you are discharged is your last inpatient day.	<u>Days 1-7:</u> \$285 copay per day <u>Days 8+:</u> \$0 copay per day Cost sharing is charged for each inpatient stay.	40% coinsurance

Chapter 4. Medical Benefits Chart (what is covered and what you pay)

Services that are covered for you	What you must pay when you get these services In-Network	What you must pay when you get these services Out-of-Network
<p>Inpatient hospital care (continued)</p> <p>You are covered for an unlimited number of medically necessary days. Each time you are admitted or transferred to a new facility type this is considered day one of your inpatient stay and the daily copay begins again.</p> <p>Covered services include but are not limited to:</p> <ul style="list-style-type: none"> • Semi-private room (or a private room if medically necessary) • Meals including special diets • Regular nursing services • Costs of special care units (such as intensive care or coronary care units) • Drugs and medications • Lab tests • X-rays and other radiology services • Necessary surgical and medical supplies • Use of appliances, such as wheelchairs • Operating and recovery room costs • Physical, occupational, and speech language therapy • Inpatient substance abuse services 	<p>If you get authorized inpatient care at an out-of-network hospital after your emergency condition is stabilized, your cost is the cost sharing you would pay at an in-network hospital.</p>	

Chapter 4. Medical Benefits Chart (what is covered and what you pay)

Services that are covered for you	What you must pay when you get these services In-Network	What you must pay when you get these services Out-of-Network
<p>Inpatient hospital care (continued)</p> <ul style="list-style-type: none"> Under certain conditions, the following types of transplants are covered: corneal, kidney, kidney-pancreatic, heart, liver, lung, heart/lung, bone marrow, stem cell, and intestinal/multivisceral. If you need a transplant, we will arrange to have your case reviewed by a Medicare-approved transplant center that will decide whether you are a candidate for a transplant. Transplant providers may be local or outside of the service area. If our in-network transplant services are outside the community pattern of care, you may choose to go locally as long as the local transplant providers are willing to accept the Original Medicare rate. If our plan provides transplant services at a location outside the pattern of care for transplants in your community and you choose to obtain transplants at this distant location, we will arrange or pay for appropriate lodging and transportation costs for you and a companion. Coverage of lodging and transportation costs is a limited benefit. Call our Customer Service department for benefit rules and limitations. 		

Chapter 4. Medical Benefits Chart (what is covered and what you pay)

Services that are covered for you	What you must pay when you get these services In-Network	What you must pay when you get these services Out-of-Network
<p>Inpatient hospital care (continued)</p> <ul style="list-style-type: none"> Blood - including storage and administration. Coverage of whole blood and packed red cells begins only with the fourth pint of blood that you need - you must either pay the costs for the first three pints of blood you get in a calendar year or have the blood donated by you or someone else. All other components of blood are covered beginning with the first pint used. Physician services <p>Note: To be an inpatient, your provider must write an order to admit you formally as an inpatient of the hospital. Even if you stay in the hospital overnight, you might still be considered an “outpatient.” If you are not sure if you are an inpatient or an outpatient, you should ask the hospital staff.</p> <p>You can also find more information in a Medicare fact sheet called “Are You a Hospital Inpatient or Outpatient? If You Have Medicare – Ask!” This fact sheet is available on the Web at www.medicare.gov/Pubs/pdf/11435-Are-You-an-Inpatient-or-Outpatient.pdf or by calling 1-800-MEDICARE (1-800-633-4227). TTY users call 1-877-486-2048. You can call these numbers for free, 24 hours a day, 7 days a week.</p>		
<p>Inpatient mental health care</p> <p>When in-network: prior authorization may be required depending on the procedure, except in urgent or emergent situations. Notification from your provider is required upon admission.</p>	<p><u>Days 1-7:</u> \$230 copay per day</p> <p><u>Days 8+:</u> \$0 copay per day</p>	<p>50% coinsurance</p>


Chapter 4. Medical Benefits Chart (what is covered and what you pay)

Services that are covered for you	What you must pay when you get these services In-Network	What you must pay when you get these services Out-of-Network
Inpatient mental health care (continued) Covered services include mental health care services that require a hospital stay. <ul style="list-style-type: none"> • There is a 190-day lifetime limit for inpatient services in a psychiatric hospital. The 190-day limit does not apply to inpatient mental health services provided in a psychiatric unit of a general hospital. 	Cost sharing is charged for each inpatient stay.	
Inpatient stay: Covered services received in a hospital or SNF during a non-covered inpatient stay When in-network: prior authorization may be required for some services. If you have exhausted your inpatient benefits or if the inpatient stay is not reasonable and necessary, we will not cover your inpatient stay. However, in some cases, we will cover certain services you receive while you are in the hospital or the skilled nursing facility (SNF). Covered services include, but are not limited to:	For each service, see appropriate sections of this Benefits Chart for benefits, rules, and limits. Cost sharing is charged for each inpatient stay.	
<ul style="list-style-type: none"> • Physician services 	See Physician/Practitioner services, PCP or Specialist office visit	
<ul style="list-style-type: none"> • Diagnostic tests (like lab tests) • X-ray, radium, and isotope therapy including technician materials and services • Surgical dressings • Splints, casts and other devices used to reduce fractures and dislocations 	See Outpatient diagnostic tests and therapeutic services and supplies	


Chapter 4. Medical Benefits Chart (what is covered and what you pay)

Services that are covered for you	What you must pay when you get these services In-Network	What you must pay when you get these services Out-of-Network
Inpatient stay: Covered services received in a hospital or SNF during a non-covered inpatient stay (continued) <ul style="list-style-type: none"> Prosthetics and orthotics devices (other than dental) that replace all or part of an internal body organ (including contiguous tissue), or all or part of the function of a permanently inoperative or malfunctioning internal body organ, including replacement or repairs of such devices Leg, arm, back, and neck braces; trusses, and artificial legs, arms, and eyes including adjustments, repairs, and replacements required because of breakage, wear, loss, or a change in the patient's physical condition 	See Prosthetic devices and related supplies	
<ul style="list-style-type: none"> Physical therapy, speech therapy, and occupational therapy 	See Outpatient rehabilitation services	
Meal benefit No prior authorization required. The amounts you pay for these services do not apply to your yearly maximum out-of-pocket amount. You are able to get home-delivered precooked frozen meals within 30 days after a recent inpatient stay in a hospital or nursing facility. This service includes 2 meals per day for 7 days for a total of 14 meals at no extra cost to you. After you are discharged, you will receive a call from GA Foods to initiate this benefit. Once your delivery details have been confirmed, your meals will arrive within 24-72 hours.	\$0 copay for each meal	


Chapter 4. Medical Benefits Chart (what is covered and what you pay)

Services that are covered for you	What you must pay when you get these services In-Network	What you must pay when you get these services Out-of-Network
<p>Meal benefit (continued)</p> <p>Special meals are available that meet heart-healthy, diabetic friendly, or low-sodium guidelines. Condition specific menus also include Renal-friendly, Pureed, Vegetarian, and Kosher options.</p> <p>For more information, please call GA Foods at (888) 308-4910.</p> <p>Note: All arrangements must be made through GA Foods.</p>		
<p> Medical nutrition therapy</p> <p>No prior authorization required. This benefit is for people with diabetes, renal (kidney) disease (but not on dialysis), or after a kidney transplant when ordered by your doctor.</p> <p>We cover 3 hours of one-on-one counseling services during your first year that you receive medical nutrition therapy services under Medicare (this includes our plan, any other Medicare Advantage plan, or Original Medicare), and 2 hours each year after that. If your condition, treatment, or diagnosis changes, you may be able to receive more hours of treatment with a physician's order. A physician must prescribe these services and renew their order yearly if your treatment is needed into the next calendar year.</p>	<p>There is no coinsurance or copay for members eligible for Medicare-covered medical nutrition therapy services.</p>	<p>50% coinsurance</p>

Chapter 4. Medical Benefits Chart (what is covered and what you pay)

Services that are covered for you	What you must pay when you get these services In-Network	What you must pay when you get these services Out-of-Network
 Medicare Diabetes Prevention Program (MDPP) No prior authorization required. MDPP services will be covered for eligible Medicare beneficiaries under all Medicare health plans. MDPP is a structured health behavior change intervention that provides practical training in long-term dietary change, increased physical activity, and problem-solving strategies for overcoming challenges to sustaining weight loss and a healthy lifestyle.	There is no coinsurance or copay for the MDPP benefit.	50% coinsurance
Medicare Part B prescription drugs When in-network: prior authorization or step therapy is required for some drugs. These drugs are covered under Part B of Original Medicare. Members of our plan receive coverage for these drugs through our plan. Covered drugs include: <ul style="list-style-type: none"> • Drugs that usually aren't self-administered by the patient and are injected or infused while you are getting physician, hospital outpatient, or ambulatory surgical center services • Drugs you take using durable medical equipment (such as nebulizers) that were authorized by the plan • Clotting factors you give yourself by injection if you have hemophilia • Immunosuppressive Drugs, if you were enrolled in Medicare Part A at the time of the organ transplant 	20% coinsurance The following Part B drug categories may be subject to step therapy: <ul style="list-style-type: none"> • Bevacizumab products (oncology) • Erythropoiesis stimulating agents (ESAS) • Filgrastim products • Immunologics • Multiple sclerosis (MS) • Ophthalmic • Osteoporosis • Pegfilgrastim products • Rituximab • Trastuzumab products 	50% coinsurance

Chapter 4. Medical Benefits Chart (what is covered and what you pay)

Services that are covered for you	What you must pay when you get these services In-Network	What you must pay when you get these services Out-of-Network
<p>Medicare Part B prescription drugs (continued)</p> <ul style="list-style-type: none"> • Injectable osteoporosis drugs, if you are homebound, have a bone fracture that a doctor certifies was related to post-menopausal osteoporosis, and cannot self-administer the drug • Antigens • Certain oral anti-cancer drugs and anti-nausea drugs • Certain drugs for home dialysis, including heparin, the antidote for heparin when medically necessary, topical anesthetics, and erythropoiesis-stimulating agents (such as Epogen®, Procrit®, Epoetin Alfa, Aranesp®, or Darbepoetin Alfa) • Intravenous Immune Globulin for the home treatment of primary immune deficiency diseases <p>The following link will take you to a list of Part B drugs that may be subject to Step Therapy: www.medicare.pacificsource.com.</p> <p>We also cover some vaccines under our Part B prescription drug benefit.</p>		
<p> Obesity screening and therapy to promote sustained weight loss</p> <p>When in-network: prior authorization is required for some drugs. If you have a body mass index of 30 or more, we cover intensive counseling to help you lose weight. This counseling is covered if you get it in a primary care setting, where it can be coordinated with your comprehensive prevention plan. Talk to your primary care doctor or practitioner to find out more.</p>	<p>There is no coinsurance or copay for preventive obesity screening and therapy.</p>	<p>50% coinsurance</p>

Chapter 4. Medical Benefits Chart (what is covered and what you pay)

Services that are covered for you	What you must pay when you get these services In-Network	What you must pay when you get these services Out-of-Network
Opioid treatment program services No prior authorization required. Members of our plan with opioid use disorder (OUD) can receive coverage of services to treat OUD through an Opioid Treatment Program (OTP) which includes the following services: <ul style="list-style-type: none"> • U.S. Food and Drug Administration (FDA)-approved opioid agonist and antagonist medication-assisted treatment (MAT) medications. • Dispensing and administration of MAT medications (if applicable) • Substance use counseling • Individual and group therapy • Toxicology testing • Intake activities • Periodic assessments 	\$35 copay	50% coinsurance
Outpatient diagnostic tests and therapeutic services and supplies No prior authorization required except as noted below. Covered services include, but are not limited to: (See Section 3.1 for exclusions)	Cost sharing applies for each individual service and facility per day.	
<ul style="list-style-type: none"> • DEXA Scans 	\$0 copay per visit	50% coinsurance
<ul style="list-style-type: none"> • X-rays 	\$15 copay	50% coinsurance
<ul style="list-style-type: none"> • Radiation (radium and isotope) therapy including technician materials and supplies Prior authorization is required for some radiation services.	20% coinsurance	50% coinsurance
<ul style="list-style-type: none"> • Surgical supplies, such as dressings • Splints, casts and other devices used to reduce fractures and dislocations 	20% coinsurance	50% coinsurance

Chapter 4. Medical Benefits Chart (what is covered and what you pay)

Services that are covered for you	What you must pay when you get these services In-Network	What you must pay when you get these services Out-of-Network
Outpatient diagnostic tests and therapeutic services and supplies (continued) <ul style="list-style-type: none"> Laboratory tests When in-network: prior authorization may be required for some laboratory tests including genetic testing and analysis.	\$15 copay \$0 copay for Protime testing \$0 copay for A1c testing 20% coinsurance for genetic testing	50% coinsurance
<ul style="list-style-type: none"> Blood - including storage and administration. Coverage of whole blood and packed red cells begins only with the fourth pint of blood that you need - you must either pay the costs for the first three pints of blood you get in a calendar year or have the blood donated by you or someone else. All other components of blood are covered beginning with the first pint used. 	\$0 copay	50% coinsurance
<ul style="list-style-type: none"> Other outpatient diagnostic tests For additional mammogram benefits, see Breast cancer screening (mammograms) .	\$15 copay	50% coinsurance
<ul style="list-style-type: none"> Sleep studies 	20% coinsurance	50% coinsurance
<ul style="list-style-type: none"> Advanced/complex imaging When in-network: prior authorization is required for advanced/complex imaging such as: CT Scan, MRI, PET Scan, Nuclear Test.	CT Scan: \$190 copay MRI: \$310 copay PET Scan: \$310 copay Nuclear Test: \$190 copay	50% coinsurance

Chapter 4. Medical Benefits Chart (what is covered and what you pay)

Services that are covered for you	What you must pay when you get these services In-Network	What you must pay when you get these services Out-of-Network
<p>Outpatient hospital observation</p> <p>No prior authorization required. Observation services are hospital outpatient services given to determine if you need to be admitted as an inpatient or can be discharged.</p> <p>For outpatient hospital observation services to be covered, they must meet the Medicare criteria and be considered reasonable and necessary. Observation services are covered only when provided by the order of a physician or another individual authorized by state licensure law and hospital staff bylaws to admit patients to the hospital or order outpatient tests.</p> <p>Note: Unless the provider has written an order to admit you as an inpatient to the hospital, you are an outpatient and pay the cost sharing amounts for outpatient hospital services. Even if you stay in the hospital overnight, you might still be considered an “outpatient.” If you are not sure if you are an outpatient, you should ask the hospital staff.</p> <p>You can also find more information in a Medicare fact sheet called “Are You a Hospital Inpatient or Outpatient? If You Have Medicare – Ask!” This fact sheet is available on the Web at www.medicare.gov/Pubs/pdf/11435-Are-You-an-Inpatient-or-Outpatient.pdf or by calling 1-800-MEDICARE (1-800-633-4227). TTY users call 1-877-486-2048. You can call these numbers for free, 24 hours a day, 7 days a week.</p>	\$285 copay	50% coinsurance

Chapter 4. Medical Benefits Chart (what is covered and what you pay)

Services that are covered for you	What you must pay when you get these services In-Network	What you must pay when you get these services Out-of-Network
Outpatient hospital services When in-network: prior authorization may be required for some outpatient services. We cover medically-necessary services you get in the outpatient department of a hospital for diagnosis or treatment of an illness or injury.	For each service, see appropriate sections of the Benefits Chart for benefit rules and limits. Cost sharing may apply for each individual service and provider.	
Covered services include, but are not limited to:		
<ul style="list-style-type: none"> • Services in an emergency department 	See Emergency care	
<ul style="list-style-type: none"> • Outpatient clinic, such as observation services or outpatient surgery 	Outpatient Clinic: See Physician/ Practitioner services Observation or Outpatient Surgery: See Outpatient surgery	
<ul style="list-style-type: none"> • Laboratory and diagnostic tests billed by the hospital 	See Outpatient diagnostic tests and therapeutic services and supplies	
<ul style="list-style-type: none"> • Mental health care, including care in a partial-hospitalization program, if a doctor certifies that inpatient treatment would be required without it 	Mental Health Care: See Outpatient mental health care Partial Hospitalization: See Partial hospitalization services	
<ul style="list-style-type: none"> • X-rays and other radiology services billed by the hospital • Medical supplies such as splints and casts 	See Outpatient diagnostic tests and therapeutic services and supplies	
<ul style="list-style-type: none"> • Certain drugs and biologicals that you can't give yourself 	See Medicare Part B prescription drugs	
Note: Unless the provider has written an order to admit you as an inpatient to the hospital, you are an outpatient and pay the cost sharing amounts for outpatient hospital services. Even if you stay in the hospital overnight, you might still be considered an "outpatient." If you are not sure if you are an outpatient, you should ask the hospital staff.		

Chapter 4. Medical Benefits Chart (what is covered and what you pay)

Services that are covered for you	What you must pay when you get these services In-Network	What you must pay when you get these services Out-of-Network
<p>Outpatient hospital services (continued)</p> <p>You can also find more information in a Medicare fact sheet called “Are You a Hospital Inpatient or Outpatient? If You Have Medicare – Ask!” This fact sheet is available on the Web at www.medicare.gov/Pubs/pdf/11435-Are-You-an-Inpatient-or-Outpatient.pdf or by calling 1-800-MEDICARE (1-800-633-4227). TTY users call 1-877-486-2048. You can call these numbers for free, 24 hours a day, 7 days a week.</p>		
<p>Outpatient mental health care</p> <p>No prior authorization required. Covered services include:</p> <p>Mental health services provided by a state-licensed psychiatrist or doctor, clinical psychologist, clinical social worker, clinical nurse specialist, nurse practitioner, physician assistant, or other Medicare-qualified mental health care professional as allowed under applicable state laws.</p> <ul style="list-style-type: none"> • Additional Mental Health counselors - Licensed Professional Counselors (LPC), Licensed Clinical Professional Counselors (LCPC), Licensed Marital and Family Therapists (LMFT), and Licensed Mental Health Counselors (LMHC) are available as in-network providers. The amounts you pay for services provided by “Additional Mental Health counselors” do not apply to your yearly maximum out-of-pocket amount. • If you are seeing a non-participating Medicare provider, please reference Section 1.3 above as you may be Balance Billed for these services. 	\$30 copay per each individual or group visit	50% coinsurance

Chapter 4. Medical Benefits Chart (what is covered and what you pay)

Services that are covered for you	What you must pay when you get these services In-Network	What you must pay when you get these services Out-of-Network
<p>Outpatient rehabilitation services</p> <p>When in-network: prior authorization is required for services beyond \$3,000 for physical and speech therapy combined. Prior authorization is required for services beyond \$3,000 for occupational therapy. Covered services include: physical therapy, occupational therapy, and speech language therapy.</p> <p>Outpatient rehabilitation services are provided in various outpatient settings, such as hospital outpatient departments, independent therapist offices, and Comprehensive Outpatient Rehabilitation Facilities (CORFs).</p>	\$35 copay per visit	50% coinsurance
<p>Outpatient substance abuse services</p> <p>No prior authorization required. You are covered for services and supplies to treat substance use disorders in an outpatient setting (individual or group therapy).</p>	\$35 copay per each individual or group visit	50% coinsurance
<p>Outpatient surgery, including services provided at hospital outpatient facilities and ambulatory surgical centers</p> <p>When in-network: prior authorization is required for some services. No prior authorization is required for observation services.</p> <p>Note: If you are having surgery in a hospital facility, you should check with your provider about whether you will be an inpatient or outpatient. Unless the provider writes an order to admit you as an inpatient to the hospital, you are an outpatient and pay the cost sharing amounts for outpatient surgery. Even if you stay in the hospital overnight, you might still be considered an “outpatient.”</p>	\$285 copay per visit	50% coinsurance

Chapter 4. Medical Benefits Chart (what is covered and what you pay)

Services that are covered for you	What you must pay when you get these services In-Network	What you must pay when you get these services Out-of-Network
Over-the-counter (OTC) medications The amounts you pay for these services do not apply to your yearly maximum out-of-pocket amount. No prior authorization required. OTC Aspirin, Calcium, and Calcium-Vitamin D combinations. No prescription required.	Up to \$100 annual reimbursement for purchase of eligible medication per calendar year.	
Partial hospitalization services When in-network: prior authorization is required for services. “Partial hospitalization” is a structured program of active psychiatric treatment provided as a hospital outpatient service or by a community mental health center, that is more intense than the care received in your doctor’s or therapist’s office and is an alternative to inpatient hospitalization.	\$35 copay per visit	50% coinsurance
Physician/Practitioner services, including doctor’s office visits No prior authorization required except as noted below. Covered services include:	For each service, see appropriate sections of the Benefits Chart for benefit rules and limits. If other services are provided during your visit, additional cost sharing may apply, such as laboratory, diagnostic procedures and tests.	
<ul style="list-style-type: none"> Medically-necessary medical care or surgery services furnished in a physician’s office, certified ambulatory surgical center, hospital outpatient department, or any other location When in-network: prior authorization may be required for surgery or treatment services.	<u>PCP Office:</u> \$10 copay per visit <u>Specialist Office:</u> \$35 copay per visit <u>In an ambulatory surgical center, hospital outpatient department, or any other location:</u> See Outpatient surgery	50% coinsurance
<ul style="list-style-type: none"> Consultation, diagnosis, and treatment by a specialist When in-network: prior authorization may be required for surgery or treatment services.	\$35 copay per visit	50% coinsurance

Chapter 4. Medical Benefits Chart (what is covered and what you pay)

Services that are covered for you	What you must pay when you get these services In-Network	What you must pay when you get these services Out-of-Network
Physician/Practitioner services, including doctor's office visits (continued) <ul style="list-style-type: none"> Basic hearing and balance exams performed by your specialist, if your doctor orders it to see if you need medical treatment 	\$35 copay per visit	50% coinsurance
<ul style="list-style-type: none"> Certain telehealth services, including: PCP visits, Specialist visits, Outpatient Rehabilitation Services (Physical Therapy, Occupational Therapy, Speech Therapy), Outpatient Mental Health, and Psychiatric Care. <ul style="list-style-type: none"> You have the option of getting these services through an in-person visit or by telehealth. If you choose to get one of these services by telehealth, you must use an in-network provider who offers the service by telehealth. These services are provided through phone and/or video. Some services may require video. Please coordinate with your provider for these services. Some telehealth services including consultation, diagnosis, and treatment by a physician or practitioner, for patients in certain rural areas or other places approved by Medicare Telehealth services for monthly end-stage renal disease-related visits for home dialysis members in a hospital-based or critical access hospital-based renal dialysis center, renal dialysis facility, or the member's home 	Telehealth services are provided at the same cost share as in the office or health care setting. Please see the appropriate sections of the Benefits chart for benefit rules, limits and cost sharing.	Not covered


Chapter 4. Medical Benefits Chart (what is covered and what you pay)

Services that are covered for you	What you must pay when you get these services In-Network	What you must pay when you get these services Out-of-Network
Physician/Practitioner services, including doctor's office visits (continued) <ul style="list-style-type: none"> • Telehealth services to diagnose, evaluate, or treat symptoms of a stroke, regardless of your location • Telehealth services for members with a substance use disorder or co-occurring mental health disorder, regardless of their location • Virtual check-ins (for example, by phone or video chat) with your doctor for 5-10 minutes if: <ul style="list-style-type: none"> ○ You're not a new patient and ○ The check-in isn't related to an office visit in the past 7 days and ○ The check-in doesn't lead to an office visit within 24 hours or the soonest available appointment • Evaluation of video and/or images you send to your doctor, and interpretation and follow-up by your doctor within 24 hours if: <ul style="list-style-type: none"> ○ You're not a new patient and ○ The evaluation isn't related to an office visit in the past 7 days and ○ The evaluation doesn't lead to an office visit within 24 hours or the soonest available appointment • Consultation your doctor has with other doctors by phone, internet, or electronic health record 		
<ul style="list-style-type: none"> • Second opinion prior to surgery 	\$35 copay per visit	50% coinsurance


Chapter 4. Medical Benefits Chart (what is covered and what you pay)

Services that are covered for you	What you must pay when you get these services In-Network	What you must pay when you get these services Out-of-Network
Physician/Practitioner services, including doctor's office visits (continued) <ul style="list-style-type: none"> Non-routine dental care (covered services are limited to surgery of the jaw or related structures, setting fractures of the jaw or facial bones, extraction of teeth to prepare the jaw for radiation treatments of neoplastic cancer disease, or services that would be covered when provided by a physician) When in-network: prior authorization is required.	\$35 copay per visit	50% coinsurance
<ul style="list-style-type: none"> Office visits performed by other health care professionals (such as a Nurse Practitioner or Physician's Assistant) When in-network: prior authorization may be required for some treatment services.	<u>PCP Office:</u> \$10 copay per visit <u>Specialist Office:</u> \$35 copay per visit	50% coinsurance
<ul style="list-style-type: none"> Laboratory, diagnostic tests, and procedures 	See Outpatient diagnostic tests and therapeutic services and supplies	
<ul style="list-style-type: none"> Chronic Care Management Services: PCP or Specialist visit focusing on complex chronic care management services. These services include an assessment of medical and mental health needs, medication review, a comprehensive care plan and coordination of care 	\$0 copay per visit	50% coinsurance
<ul style="list-style-type: none"> Transitional Care Management Services: PCP or Specialist visit following discharge from one of these hospital settings: Inpatient Acute Care Hospital, Inpatient Psychiatric Hospital, Long Term Care Hospital, Skilled Nursing Facility, Inpatient Rehabilitation Facility, Hospital outpatient observation or partial hospitalization, Partial hospitalization at a Community Mental Health Center 	\$0 copay per visit	50% coinsurance


Chapter 4. Medical Benefits Chart (what is covered and what you pay)

Services that are covered for you	What you must pay when you get these services In-Network	What you must pay when you get these services Out-of-Network
Physician/Practitioner services, including doctor's office visits (continued) <ul style="list-style-type: none"> Primary Care Provider (PCP) office visits for new or existing conditions when included with an annual wellness visit or annual routine physical visit 	\$0 copay per visit when received in conjunction with annual wellness visit or annual routine physical exam with Primary Care Provider	50% coinsurance
Podiatry services No prior authorization required. Covered services include: <ul style="list-style-type: none"> Diagnosis and the medical or surgical treatment of injuries and diseases of the feet (such as hammer toe or heel spurs) Routine foot care for members with certain medical conditions affecting the lower limbs 	\$35 copay per visit	50% coinsurance
 Prostate cancer screening exams No prior authorization required. For men age 50 and older, covered services include the following - once every 12 months: <ul style="list-style-type: none"> Digital rectal exam Prostate Specific Antigen (PSA) test You get a preventive PSA screening if you have no signs or symptoms (asymptomatic) of prostate cancer or related prostate conditions. If you've had a previous PSA that was elevated, or are being treated for conditions which may lead to prostate cancer which include but are not limited to prostatitis (inflammation of the prostate) or benign prostatic hyperplasia (enlargement of the prostate), or have had prostate cancer, your PSA test may be considered diagnostic.	There is no coinsurance or copay for an annual PSA test.	50% coinsurance


Chapter 4. Medical Benefits Chart (what is covered and what you pay)

Services that are covered for you	What you must pay when you get these services In-Network	What you must pay when you get these services Out-of-Network
Prosthetic devices and related supplies When in-network: prior authorization is required. Devices (other than dental) that replace all or part of a body part or function. These include, but are not limited to: colostomy bags and supplies directly related to colostomy care, pacemakers, braces, prosthetic shoes, artificial limbs, and breast prostheses (including a surgical brassiere after a mastectomy). Includes certain supplies related to prosthetic devices, and repair and/or replacement of prosthetic devices. Also includes some coverage following cataract removal or cataract surgery – see “Vision Care” later in this section for more detail.	20% coinsurance \$0 copay for internally implanted devices	50% coinsurance
Pulmonary rehabilitation services No prior authorization required. Comprehensive programs of pulmonary rehabilitation are covered for members who have moderate to very severe chronic obstructive pulmonary disease (COPD) and an order for pulmonary rehabilitation from the doctor treating the chronic respiratory disease.	\$30 copay per visit	50% coinsurance
 Screening and counseling to reduce alcohol misuse No prior authorization required. We cover one alcohol misuse screening for adults with Medicare (including pregnant women) who misuse alcohol, but aren't alcohol dependent. If you screen positive for alcohol misuse, you can get up to four brief face-to-face counseling sessions per year (if you're competent and alert during counseling) provided by a qualified primary care doctor or practitioner in a primary care setting.	There is no coinsurance or copay for the Medicare-covered screening and counseling to reduce alcohol misuse preventive benefit.	50% coinsurance

Chapter 4. Medical Benefits Chart (what is covered and what you pay)

Services that are covered for you	What you must pay when you get these services In-Network	What you must pay when you get these services Out-of-Network
<p> Screening for lung cancer with low dose computed tomography (LDCT)</p> <p>No prior authorization required. For qualified individuals, a LDCT is covered every 12 months.</p> <p>Eligible members are: people aged 55 – 77 years who have no signs or symptoms of lung cancer, but who have a history of tobacco smoking of at least 30 pack-years and who currently smoke or have quit smoking within the last 15 years, who receive a written order for LDCT during a lung cancer screening counseling and shared decision making visit that meets the Medicare criteria for such visits and be furnished by a physician or qualified non-physician practitioner.</p> <p><i>For LDCT lung cancer screenings after the initial LDCT screening:</i> the member must receive a written order for LDCT lung cancer screening, which may be furnished during any appropriate visit with a physician or qualified non-physician practitioner. If a physician or qualified non-physician practitioner elects to provide a lung cancer screening counseling and shared decision making visit for subsequent lung cancer screenings with LDCT, the visit must meet the Medicare criteria for such visits.</p>	<p>There is no coinsurance or copay for the Medicare covered counseling and shared decision making visit or for the LDCT.</p>	<p>50% coinsurance</p>

Chapter 4. Medical Benefits Chart (what is covered and what you pay)

Services that are covered for you	What you must pay when you get these services In-Network	What you must pay when you get these services Out-of-Network
 Screening for sexually transmitted infections (STIs) and counseling to prevent STIs No prior authorization required. We cover sexually transmitted infection (STI) screenings for chlamydia, gonorrhea, syphilis, and Hepatitis B. These screenings are covered for pregnant women and for certain people who are at increased risk for an STI when the tests are ordered by a primary care provider. We cover these tests once every 12 months or at certain times during pregnancy. We also cover up to two individual 20 to 30 minute, face-to-face high-intensity behavioral counseling sessions each year for sexually active adults at increased risk for STIs. We will only cover these counseling sessions as a preventive service if they are provided by a primary care provider and take place in a primary care setting, such as a doctor's office.	There is no coinsurance or copay for the Medicare-covered screening for STIs and counseling for STIs preventive benefit.	50% coinsurance
Services to treat kidney disease No prior authorization required. Covered services include:		
<ul style="list-style-type: none"> Kidney disease education services to teach kidney care and help members make informed decisions about their care. For members with stage IV chronic kidney disease when referred by their doctor, we cover up to six sessions of kidney disease education services per lifetime 	20% coinsurance	50% coinsurance
<ul style="list-style-type: none"> Outpatient dialysis treatments (including dialysis treatments when temporarily out of the service area, as explained in Chapter 3) 	20% coinsurance	50% coinsurance


Chapter 4. Medical Benefits Chart (what is covered and what you pay)

Services that are covered for you	What you must pay when you get these services In-Network	What you must pay when you get these services Out-of-Network
Services to treat kidney disease (continued) <ul style="list-style-type: none"> Inpatient dialysis treatments (if you are admitted as an inpatient to a hospital for special care) 	See Inpatient hospital care	
<ul style="list-style-type: none"> Self-dialysis training (includes training for you and anyone helping you with your home dialysis treatments) Home dialysis equipment and supplies Certain home support services (such as, when necessary, visits by trained dialysis workers to check on your home dialysis, to help in emergencies, and check your dialysis equipment and water supply) 	20% coinsurance	50% coinsurance
<ul style="list-style-type: none"> Certain drugs for dialysis are covered under your Medicare Part B drug benefit. For information about coverage for Part B Drugs, please go to the section, “Medicare Part B prescription drugs.” 	See Medicare Part B prescription drugs	
Skilled nursing facility (SNF) care (For a definition of “skilled nursing facility care,” see Chapter 10 of this booklet. Skilled nursing facilities are sometimes called “SNFs.”) When in-network: prior authorization is required. Limited up to 100 days per benefit period. No prior hospital stay is required.	<u>Days 1-20:</u> \$0 copay per day <u>Days 21-100:</u> \$188 copay per day The copays above apply per benefit period.	50% coinsurance

Chapter 4. Medical Benefits Chart (what is covered and what you pay)

Services that are covered for you	What you must pay when you get these services In-Network	What you must pay when you get these services Out-of-Network
<p>Skilled nursing facility (SNF) care (continued)</p> <p>Covered services include but are not limited to:</p> <ul style="list-style-type: none"> • Semiprivate room (or a private room if medically necessary) • Meals, including special diets • Skilled nursing services • Physical therapy, occupational therapy, and speech therapy • Drugs administered to you as part of your plan of care (This includes substances that are naturally present in the body, such as blood clotting factors.) • Blood - including storage and administration. Coverage of whole blood and packed red cells begins only with the fourth pint of blood that you need - you must either pay the costs for the first three pints of blood you get in a calendar year or have the blood donated by you or someone else. All other components of blood are covered beginning with the first pint used. • Medical and surgical supplies ordinarily provided by SNFs • Laboratory tests ordinarily provided by SNFs • X-rays and other radiology services ordinarily provided by SNFs • Use of appliances such as wheelchairs ordinarily provided by SNFs • Physician/Practitioner services 	<p>A benefit period begins on the day of admission. A benefit period ends when:</p> <ul style="list-style-type: none"> • You have not been in a SNF for 60 days in a row, or you remain in a SNF and haven't received care for 60 days in a row. <p>If you go into a SNF after one benefit period has ended, a new benefit period begins.</p>	


Chapter 4. Medical Benefits Chart (what is covered and what you pay)

Services that are covered for you	What you must pay when you get these services In-Network	What you must pay when you get these services Out-of-Network
<p>Skilled nursing facility (SNF) care (continued)</p> <p>Generally, you will get your SNF care from network facilities. However, under certain conditions listed below, you may be able to pay in-network cost sharing for a facility that isn't a network provider, if the facility accepts our plan's amounts for payment.</p> <ul style="list-style-type: none"> • A nursing home or continuing care retirement community where you were living right before you went to the hospital (as long as it provides skilled nursing facility care) • A SNF where your spouse is living at the time you leave the hospital 		
<p> Smoking and tobacco use cessation (counseling to stop smoking or tobacco use)</p> <p>No prior authorization required. <u>If you use tobacco, but do not have signs or symptoms of tobacco-related disease:</u> We cover two counseling quit attempts within a 12-month period as a preventive service with no cost to you. Each counseling attempt includes up to four face-to-face visits.</p> <p><u>If you use tobacco and have been diagnosed with a tobacco-related disease or are taking medicine that may be affected by tobacco:</u> We cover cessation counseling services. We cover two counseling quit attempts within a 12-month period, however, you will pay the applicable inpatient or outpatient cost sharing. Each counseling attempt includes up to four face-to-face visits.</p>	<p>There is no coinsurance or copay for the Medicare-covered smoking and tobacco use cessation preventive benefits.</p>	<p>50% coinsurance</p>

Chapter 4. Medical Benefits Chart (what is covered and what you pay)

Services that are covered for you	What you must pay when you get these services In-Network	What you must pay when you get these services Out-of-Network
<p>Supervised Exercise Therapy (SET)</p> <p>No prior authorization required. SET is covered for members who have symptomatic peripheral artery disease (PAD).</p> <p>Up to 36 sessions over a 12-week period are covered if the SET program requirements are met.</p> <p>The SET program must:</p> <ul style="list-style-type: none"> • Consist of sessions lasting 30-60 minutes, comprising a therapeutic exercise-training program for PAD in patients with claudication • Be conducted in a hospital outpatient setting or a physician's office • Be delivered by qualified auxiliary personnel necessary to ensure benefits exceed harms, and who are trained in exercise therapy for PAD • Be under the direct supervision of a physician, physician assistant, or nurse practitioner/clinical nurse specialist who must be trained in both basic and advanced life support techniques <p>SET may be covered beyond 36 sessions over 12 weeks for an additional 36 sessions over an extended period of time if deemed medically necessary by a health care provider.</p>	\$30 copay per visit	50% coinsurance
Telehealth services	See Physician/Practitioner services	


Chapter 4. Medical Benefits Chart (what is covered and what you pay)

Services that are covered for you	What you must pay when you get these services In-Network	What you must pay when you get these services Out-of-Network
<p>Urgently needed services</p> <p>For coverage outside of the United States, see Worldwide coverage. For additional covered services, see Global emergency and travel assistance.</p> <p>No prior authorization required. Urgently needed services are provided to treat a non-emergency, unforeseen medical illness, injury, or condition that requires immediate medical care. Urgently needed services may be furnished by in-network providers or by out-of-network providers when in-network providers are temporarily unavailable or inaccessible.</p> <p>Cost sharing for necessary urgently needed services furnished out-of-network is the same as for such services furnished in-network.</p>	\$40 copay per visit	
<p> Vision care (Medicare covered)</p> <p>No prior authorization required. Covered services include:</p>		
<ul style="list-style-type: none"> Outpatient physician services for the diagnosis and treatment of diseases and injuries of the eye, including treatment for age-related macular degeneration. Original Medicare doesn't cover routine eye exams (eye refractions) for eyeglasses/contacts 	See Physician/Practitioner services, PCP or Specialist office visits	
<ul style="list-style-type: none"> For people who are at high risk of glaucoma, we will cover one glaucoma screening each year. People at high risk of glaucoma include: people with a family history of glaucoma, people with diabetes, African-Americans who are age 50 and older, and Hispanic Americans who are 65 or older. 	\$0 copay per visit	50% coinsurance

Chapter 4. Medical Benefits Chart (what is covered and what you pay)

Services that are covered for you	What you must pay when you get these services In-Network	What you must pay when you get these services Out-of-Network
Vision care (Medicare covered) (continued) <ul style="list-style-type: none"> For people with diabetes, screening for diabetic retinopathy is covered once per year. 	See Vision care (routine) for additional services	
<ul style="list-style-type: none"> One pair of eyeglasses or contact lenses after each cataract surgery that includes insertion of an intraocular lens (If you have two separate cataract operations, you cannot reserve the benefit after the first surgery and purchase two eyeglasses after the second surgery.) This is a limited benefit and only includes basic frames, lenses or contact lenses. 	\$0 copay after each cataract surgery	
Vision care (routine) No prior authorization required. The amounts you pay for these services do not apply to your yearly maximum out-of-pocket amount. Covered services include:		
<ul style="list-style-type: none"> Routine (refractive) eye exams Limited to one exam every two calendar years. Multi-year benefits may not be available in following years.	\$35 copay per exam	
<ul style="list-style-type: none"> Routine prescription eyeglasses and contact lenses The plan covers prescription eyeglasses and/or contact lenses not related to cataract surgery or a medical condition. You may purchase eye hardware from any licensed, qualified provider. Multi-year benefits may not be available in following years.	Total reimbursement for eyeglasses and/or contact lenses combined is limited to \$200 every two years.	
<ul style="list-style-type: none"> Diabetic Retinopathy and Glaucoma screenings are allowed for an unlimited number of screenings 	\$0 copay per visit	50% coinsurance

Chapter 4. Medical Benefits Chart (what is covered and what you pay)

Services that are covered for you	What you must pay when you get these services In-Network	What you must pay when you get these services Out-of-Network
 “Welcome to Medicare” preventive visit No prior authorization required. The plan covers the one-time “Welcome to Medicare” preventive visit. The visit includes a review of your health, as well as education and counseling about the preventive services you need (including certain screenings and shots), and referrals for other care if needed. Important: We cover the “Welcome to Medicare” preventive visit only within the first 12 months you have Medicare Part B. When you make your appointment, let your doctor’s office know you would like to schedule your “Welcome to Medicare” preventive visit.	There is no coinsurance or copay for the “Welcome to Medicare” preventive visit.	50% coinsurance
Worldwide coverage No prior authorization required. The amounts you pay for worldwide services do not apply to your yearly maximum out-of-pocket amount. <ul style="list-style-type: none"> Includes urgently needed care and emergency care received outside of the United States or United States Territories Follow up care, after your emergency condition has stabilized, is not covered outside of the United States or United States Territories unless approved in advance by the plan Ambulance services, to the nearest appropriate facility, are covered in urgent or emergent situations in which your medical condition is such that other means of transportation could endanger your health 	Your cost sharing depends on the care and services you receive. For each service, see appropriate section of the Benefits Chart for cost sharing, benefit rules and limits.	

Chapter 4. Medical Benefits Chart (what is covered and what you pay)

Services that are covered for you	What you must pay when you get these services In-Network	What you must pay when you get these services Out-of-Network
<p>Worldwide coverage (continued)</p> <ul style="list-style-type: none"> • Prescription drugs purchased outside of the United States will be reimbursed only if they are directly related to urgent or emergent services and considered medically necessary. We will not cover drugs purchased outside of the United States that are unrelated to urgent or emergent services. <p>Foreign taxes and fees are not covered.</p> <p>Follow up care, after your emergency condition has stabilized, is <u>not</u> covered outside of the United States or United States Territories unless approved in advance by the plan. Prior authorization is required for non-urgent or emergent follow up care.</p> <p>For additional benefits see Global emergency and travel assistance.</p>		

Section 2.2	Extra “optional supplemental” benefits you can buy
--------------------	---

Our plan offers some extra benefits that are not covered by Original Medicare and not included in your benefits package as a plan member. These extra benefits are called **“Optional Supplemental Benefits.”** If you want these optional supplemental benefits, you must sign up for them and you may have to pay an additional premium for them. The optional supplemental benefits described in this section are subject to the same appeals process as any other benefits.

The optional supplemental benefits offered by our plan are called “Optional Preventive Dental” and “Optional Comprehensive Dental”. If you choose to sign up for one of these extra plans you pay an additional monthly premium (see Chapter 1 Section 4.1 for more information).

These benefits cannot be combined with dental benefits included on your plan. These benefits will cover all the same benefits offered on your plan, and additional services included in the dental benefits chart below.

Chapter 4. Medical Benefits Chart (what is covered and what you pay)

When can you enroll in Optional Supplemental Benefits?

Generally, you can purchase optional supplemental benefits only during certain times of the year. The enrollment periods for optional supplemental benefits are the same as enrollment periods for our Medicare Advantage plan. You can enroll during a valid CMS election period.

To enroll in the Optional Preventive Dental or Optional Comprehensive Dental plan, check the dental plan box on the enrollment form. Send completed forms to us.

Fax:

(541) 382-4217 or toll-free (855) 382-4217

Email:

medicareapplications@pacificsource.com

Mail:

PacificSource Medicare
PO Box 7469
Bend, Oregon 97708

Enroll online:

www.Medicare.PacificSource.com

How can you disenroll in Optional Supplemental Benefits?

To disenroll from optional supplemental benefits send a signed letter to us requesting to be disenrolled. You can also fax the letter to (855) 382-4217 toll-free. It is important that you state your request is to disenroll from the Optional Preventive Dental or Optional Comprehensive Dental plan. We will send you a confirmation letter that tells you when these benefits will end. Your optional supplemental benefits are still available to you up until your disenrollment date.

If you disenroll from optional supplemental benefits, generally you cannot re-enroll in these benefits again until the next Annual Enrollment Period. For optional supplemental benefits enrollment periods, see “When can you enroll in Optional Supplemental Benefits?”.

You must be a member of PacificSource Medicare in order to be a member of the Optional Preventive Dental or Optional Comprehensive Dental plan. If you disenroll from our Medicare Advantage plan, you will automatically be disenrolled from the Optional Preventive Dental or Optional Comprehensive Dental plan.

There are several ways you can pay your premium

There are five ways you can pay your premium. You will make your initial payment selection on the enrollment form. If you would like to change your premium payment method, please contact Customer Service (phone numbers are printed on the back cover of this booklet).

Chapter 4. Medical Benefits Chart (what is covered and what you pay)

Optional Supplemental Benefit	Premium Amount
Optional Preventive Dental	\$30
Optional Comprehensive Dental	\$57

If you decide to change the way you pay your premium, it can take up to three months for your new payment method to take effect. While we are processing your request for a new payment method, you are responsible for making sure that your plan premium is paid on time.

Option 1: You can pay by check

We will bill you on a monthly basis and you can pay by check. Premium invoices will be mailed to you on or about the 20th day of month, preceding the month the payment is due.

Premium payments are due on the first day of the month. These can be mailed to PacificSource Health Plans at PO Box 35125, Seattle, WA, 98124-5125. Please make the check payable to PacificSource Medicare (not to “Medicare nor CMS or HHS”) and include a copy of your invoice remittance.

Option 2: You can pay by automatic deduction from your checking account

Convenient monthly withdrawals will be made automatically on the fifth of every month from your designated checking account. When the deduction falls on a weekend or a holiday, the transfer will occur the next business day. The deduction will also include any outstanding balance on your account.

To set up automatic deduction from your checking account, you may either:

- Log on to InTouch for Members, our secure website for members at www.Medicare.PacificSource.com that gives you 24-hour access to pay your premium online and set up recurring payments. -OR-
- Complete an Automatic Deduction Form. You can obtain a form by calling Customer Service (phone numbers are printed on the back cover of this booklet), or you may print the form from our website www.Medicare.PacificSource.com.

Option 3: You can pay by credit card

You can choose to submit a one-time payment or set up recurring payments. You MUST either call Customer Service each time you want to make a payment, or you can log on to InTouch for Members, our secure website for members at www.Medicare.PacificSource.com. InTouch gives you 24-hour access to pay your premium online and set up recurring payments. We accept VISA, Master Card, or Discover.

Option 4: You can have the premium taken out of your Railroad Retirement Board

You can have the premium taken out of your monthly Railroad Retirement Board check. Contact Customer Service for more information on how to pay your premium this way. We will be happy to help you set this up. (Phone numbers for Customer Service are printed on the back cover of this booklet.)

Chapter 4. Medical Benefits Chart (what is covered and what you pay)

Option 5: You can have the premium taken out of your monthly Social Security check

You can have the premium taken out of your monthly Social Security check. Contact Customer Service for more information on how to pay your premium this way. We will be happy to help you set this up. (Phone numbers for Customer Service are printed on the back cover of this booklet.)

Failure to pay premiums

If you do not pay the monthly premium for optional supplemental benefits, you will lose the supplemental benefits but remain enrolled in our Medicare Advantage plan. We will notify you in writing that you have two calendar months to pay the premiums you owe. If you do not pay your premium before the end of the two month period, we will disenroll you from the optional supplemental benefit plan. If you are disenrolled due to non-payment of premiums, you will not be able to re-enroll until the next Annual Enrollment Period. For enrollment periods, see “When can you enroll in Optional Supplemental Benefits?”.

At the time we end your optional supplemental benefits coverage, you may still owe us for premiums you have not paid. We have the right to pursue collection of the premiums you owe. In the future, if you want to enroll again in our plan (or another plan that we offer), you will need to pay the amount you owe before you can re-enroll.

Refund of premiums

Members enrolled in optional supplemental benefits have an additional monthly premium and are entitled to a refund for any overpayments of plan premiums made during the plan year or at the time of disenrollment. Overpayments of premiums will be refunded as necessary or upon request or disenrollment. We will refund any overpayments within 30 business days of notification. If you have overpaid premiums for optional supplemental benefits, we may apply the overpayment to your monthly health plan premiums.

Coverage guidelines

Coverage is provided only if received while you are a member of the optional supplemental benefits. All the terms and conditions of the PacificSource Medicare Evidence of Coverage apply while you are covered by our plan.

Medicare Advantage plans and optional supplemental benefits must be reapproved by the Centers for Medicare & Medicaid Services (CMS) each year. All plan premiums, benefits, and cost sharing are effective until December 31 of each year and may change on January 1 of the following year. You will be notified annually of any changes to your plan for the following year.

If our plan no longer offers these optional supplemental benefits, unused benefits including multi-year limits will not be available after the benefit end date.

If you do not purchase optional supplemental benefits for the next plan year, any unused amounts for multi-year benefits will not be available after your disenrollment date.

If you are enrolled in optional supplemental benefits and do not change your Medicare Advantage plan during the Annual Election Period, your optional supplemental

Chapter 4. Medical Benefits Chart (what is covered and what you pay)

benefits will be renewed automatically at the beginning of the next year (if the optional supplemental benefit is still available).

Dental provider network

On this plan, you can see both in-network and out-of-network dental providers. It may cost more for dental services provided by an out-of-network dentist. For a current list of our in-network dental providers, please call Customer Service or visit our website at www.Medicare.PacificSource.com.

In-network dental services

You are covered in full for covered preventive services from an in-network dentist. To find in-network dentists, please visit our website at www.Medicare.PacificSource.com, or contact Customer Service (phone numbers are listed on the back cover of this booklet).

Out-of-network dental services

We will cover 100% up to our maximum allowable charges* for covered services. This maximum allowable is based on the 85th percentile of Usual, Customary, and Reasonable (UCR) charges. If your dentist is out of our network and the charges are more than the maximum allowable amount, you will have to pay for the excess charges.

For both in-network and out-of-network, you are also responsible for payment of any non-covered services or services in excess of benefit limits. Exclusions and limitations are stated in the Optional Preventive Dental and Optional Comprehensive Dental Limitations and Exclusions section.

Your responsibility for payment within the Optional Preventive Dental

For covered dental services included in the “Optional Preventive Dental Benefits Chart” below, you are responsible for the following cost-share and payments:

Chapter 4. Medical Benefits Chart (what is covered and what you pay)**Optional Preventive Dental Benefits Chart**

Services that are covered for you	What you must pay when you get these services In-Network	What you must pay when you get these services Out-of-Network
<p>Prior authorization is not required. The amounts you pay for these services do not apply to your yearly maximum out-of-pocket amount. You may get the following preventive dental services from any licensed dental provider in the United States.</p> <p>Covered services include (see the “Optional Preventive Dental and Optional Comprehensive Dental Limitations and Exclusions” section below for details about limitations and exclusions):</p>		<p>Services are 100% covered up to the maximum allowable charge*. This is the maximum dollar amount covered by the plan for a covered dental service. You are responsible for paying the difference between the billed charges and the maximum allowable.</p>
<ul style="list-style-type: none"> Deductible 	None	
<ul style="list-style-type: none"> Annual benefit maximum 	None	
<ul style="list-style-type: none"> Routine exams <p>Limited to two exams per calendar year</p>	\$0 copay	\$0 copay up to the maximum allowable charge*
<ul style="list-style-type: none"> Prophylaxis or Periodontal cleanings <p>Limited to two cleanings per calendar year</p>	\$0 copay	\$0 copay up to the maximum allowable charge*
<ul style="list-style-type: none"> Bitewing x-rays <p>Limited to two sets per calendar year</p>	\$0 copay	\$0 copay up to the maximum allowable charge*
<ul style="list-style-type: none"> Full mouth x-rays, Conebeam and/or Panorex <p>Limited to one complete mouth series every five years**</p>	\$0 copay	\$0 copay up to the maximum allowable charge*
<ul style="list-style-type: none"> Periapical x-ray <p>Limited to the dollar amount of a full mouth series</p>	\$0 copay	\$0 copay up to the maximum allowable charge*
<ul style="list-style-type: none"> Brush biopsy <p>Limited to two per calendar year</p>	\$0 copay	\$0 copay up to the maximum allowable charge*

Chapter 4. Medical Benefits Chart (what is covered and what you pay)

Services that are covered for you	What you must pay when you get these services In-Network	What you must pay when you get these services Out-of-Network
<ul style="list-style-type: none"> Topical Fluoride and Fluoride Varnish Limited to 4 times per calendar year combined	\$0 copay	\$0 copay up to the maximum allowable charge*

*Maximum allowable is based on the 85th percentile of Usual, Customary, and Reasonable (UCR) charges, which means that 85% of fees charged for the service in the area are less than the UCR value.

**Multi-year benefits may not be available in the following years.

Your responsibility for payment within the Optional Comprehensive Dental

For covered dental services included in the “Optional Comprehensive Dental Benefits Chart” below, you are responsible for the following cost-share and payments:

Optional Comprehensive Dental Benefits Chart

Services that are covered for you	What you must pay when you get these services In-Network	What you must pay when you get these services Out-of-Network
Prior authorization is not required. The amounts you pay for these services do not apply to your yearly maximum out-of-pocket amount. You may get the following comprehensive dental services from any licensed dental provider in the United States.		
Covered services include (see the “Optional Preventive Dental and Optional Comprehensive Dental Limitations and Exclusions” section below for details about limitations and exclusions):		Services are 100% covered up to the maximum allowable charge*. This is the maximum dollar amount covered by the plan for a covered dental service. You are responsible for paying the difference between the billed charges and the maximum allowable.

Chapter 4. Medical Benefits Chart (what is covered and what you pay)

Services that are covered for you	What you must pay when you get these services In-Network	What you must pay when you get these services Out-of-Network
<ul style="list-style-type: none"> Deductible 	None	
<ul style="list-style-type: none"> Annual benefit maximum Applies to Class I, II, and III	\$1,000	
Diagnostic Services (Preventive Class I) Covered services include:		
<ul style="list-style-type: none"> Routine exams Limited to two exams per calendar year	\$0 copay	\$0 copay up to the maximum allowable charge*
<ul style="list-style-type: none"> Problem-focused exams Limited to two exams per calendar year	\$0 copay	\$0 copay up to the maximum allowable charge*
<ul style="list-style-type: none"> Prophylaxis or periodontal cleanings Limited to two cleanings per calendar year	\$0 copay	\$0 copay up to the maximum allowable charge*
<ul style="list-style-type: none"> Bitewing x-rays Limited to two per calendar year	\$0 copay	\$0 copay up to the maximum allowable charge*
<ul style="list-style-type: none"> Full mouth x-rays, Conebeam and/or Panorex Limited to one complete mouth series every five years**	\$0 copay	\$0 copay up to the maximum allowable charge*
<ul style="list-style-type: none"> Periapical x-ray Limited to the dollar amount of a full mouth series	\$0 copay	\$0 copay up to the maximum allowable charge*
<ul style="list-style-type: none"> Brush biopsy Limited to two per calendar year	\$0 copay	\$0 copay up to the maximum allowable charge*
<ul style="list-style-type: none"> Topical fluoride and fluoride varnish Limited to 4 times per calendar year combined	\$0 copay	\$0 copay up to the maximum allowable charge*
<ul style="list-style-type: none"> Non-routine services (emergency services) 	\$0 copay	\$0 copay up to the maximum allowable charge*

Chapter 4. Medical Benefits Chart (what is covered and what you pay)

Services that are covered for you	What you must pay when you get these services In-Network	What you must pay when you get these services Out-of-Network
Restorative and Extraction Services (Basic Class II) Covered services include:		
<ul style="list-style-type: none"> Pulpotomy (deciduous teeth only) 	20% coinsurance	20% coinsurance up to the maximum allowable charge*
<ul style="list-style-type: none"> Tooth desensitization 	20% coinsurance	20% coinsurance up to the maximum allowable charge*
<ul style="list-style-type: none"> Pulp capping (direct) 	20% coinsurance	20% coinsurance up to the maximum allowable charge*
<ul style="list-style-type: none"> Oral surgery (simple extractions) 	20% coinsurance	20% coinsurance up to the maximum allowable charge*
<ul style="list-style-type: none"> Stainless steel crowns 	20% coinsurance	20% coinsurance up to the maximum allowable charge*
<ul style="list-style-type: none"> Core build up (tooth requires root canal therapy) 	20% coinsurance	20% coinsurance up to the maximum allowable charge*
<ul style="list-style-type: none"> Bone grafting Only covered at time of extraction or implant placement	20% coinsurance	20% coinsurance up to the maximum allowable charge*
<ul style="list-style-type: none"> Fillings Limited to one every two calendar years	20% coinsurance	20% coinsurance up to the maximum allowable charge*
<ul style="list-style-type: none"> Root Planing/Perio Scaling Limited to one per quad every two years**	20% coinsurance	20% coinsurance up to the maximum allowable charge*
<ul style="list-style-type: none"> Debridement Limited to one every three years (not within three years of other prophylaxis)**	20% coinsurance	20% coinsurance up to the maximum allowable charge*
<ul style="list-style-type: none"> Analgesia/sedation (only with surgical procedures) 	20% coinsurance	20% coinsurance up to the maximum allowable charge*

Chapter 4. Medical Benefits Chart (what is covered and what you pay)

Services that are covered for you	What you must pay when you get these services In-Network	What you must pay when you get these services Out-of-Network
Endodontics, Periodontics, Prosthodontics Services, Other Oral/Maxillofacial Surgery, Other Services (Major Class III) Covered services include:		
<ul style="list-style-type: none"> Crowns Limited to one every five years**	50% coinsurance	50% coinsurance up to the maximum allowable charge*
<ul style="list-style-type: none"> Inlays Limited to one every five years**	50% coinsurance	50% coinsurance up to the maximum allowable charge*
<ul style="list-style-type: none"> Onlays Limited to one every five years**	50% coinsurance	50% coinsurance up to the maximum allowable charge*
<ul style="list-style-type: none"> Dentures Limited to one every five years**	50% coinsurance	50% coinsurance up to the maximum allowable charge*
<ul style="list-style-type: none"> Bridges Limited to one every five years**	50% coinsurance	50% coinsurance up to the maximum allowable charge*
<ul style="list-style-type: none"> Denture relines Limited to one per calendar year	50% coinsurance	50% coinsurance up to the maximum allowable charge*
<ul style="list-style-type: none"> Implants Limited to one tooth per lifetime**	50% coinsurance	50% coinsurance up to the maximum allowable charge*
<ul style="list-style-type: none"> Veneers Not for cosmetic	50% coinsurance	50% coinsurance up to the maximum allowable charge*
<ul style="list-style-type: none"> Oral surgery (complicated, impacted) 	50% coinsurance	50% coinsurance up to the maximum allowable charge*
<ul style="list-style-type: none"> Periodontic surgery 	50% coinsurance	50% coinsurance up to the maximum allowable charge*
<ul style="list-style-type: none"> Root canal therapy Limited to one every three years per tooth	50% coinsurance	50% coinsurance up to the maximum allowable charge*

*Maximum allowable is based on the 85th percentile of Usual, Customary, and Reasonable (UCR) charges, which means that 85% of fees charged for the service in the area are less than the UCR value.

Chapter 4. Medical Benefits Chart (what is covered and what you pay)

**Multi-year benefits may not be available in the following years.

Dental Limitations and Exclusions

This section includes dental limitations and exclusions for dental coverage included on your plan, as well any of the optional supplemental dental benefits purchased for an additional premium.

Payment will not be made for:

- Services not considered reasonable and necessary
- Services to which you are entitled under any Workers' Compensation Law or Act or any other insurance plan, even if you did not claim those benefits
- Excess charges that are above the 85th percentile for Usual, Customary, and Reasonable (UCR) charges
- Dental expenses incurred under this dental plan that are in connection with any dental procedure started prior to your effective date under this benefit or after termination of your benefit
- Treatment or services that began before you enrolled in the Optional Preventive Dental or Optional Comprehensive Dental plan
- Treatment or services provided after you are disenrolled from our Medicare Advantage plans during the course of your treatment
- Treatment by anyone other than a dentist, except where performed by a duly qualified hygienist under the direction of a dentist
- Services and supplies not specifically covered by the plan as defined within this document
- Services and supplies provided in connection with dental procedures that are primarily aesthetic, including bleaching of teeth and labial veneers
- Localized delivery of antimicrobial agents into diseased crevicular tissue via a controlled release vehicle
- Any injuries sustained while competing or practicing for a professional athletic contest
- Athletic mouth guards for enrolled members
- A separate charge for a biopsy of oral tissue or histopathologic exam
- Charges for missed appointments
- Collection of cultures and specimens for enrolled members
- Comprehensive periodontal exams for enrolled members
- Connector bar or stress breaker
- Core build-ups are not covered unless used to restore a tooth that has been treated endodontically (root canal) for enrolled members
- Procedures, appliances, restorations, or other services that are primarily for cosmetic purposes. This includes services or supplies including, but not limited to, peg laterals, maxillary and mandibular (upper and lower jaw) malformations, enamel hypoplasia, veneers, and fluorosis (discoloration of teeth). However, the

Chapter 4. Medical Benefits Chart (what is covered and what you pay)

replacement of congenitally missing teeth is covered. (Congenital anomalies are not considered cosmetic.)

- Denture replacement made necessary by loss, theft, or breakage
- Diagnostic casts (study models) and occlusal appliances for enrolled members
- Gnathological recordings, occlusal equilibration procedures, or similar procedures
- Drugs and medications that are prescribed drugs and take-home medicine or supplies distributed by a provider for any member. As well as premedication drugs, analgesics (for example, nitrous oxide or non-intravenous sedation), and any other euphoric drugs for enrolled members
- Instructions and/or training in plaque control and oral hygiene for enrolled members
- Services, supplies, protocols, procedures, devices, drugs or medicines, or the use thereof that are experimental or investigational for the diagnosis and treatment of the patient. An experimental or investigational service is not made eligible for benefits by the fact that other treatment is considered by the member's dental care provider to be ineffective or not as effective as the service, or that the service is prescribed as the most likely to prolong life.
- Surgery, services, and supplies provided in connection with the treatment of simple or compound fractures of the maxilla or mandible
- General anesthesia except when administered by a dentist in connection with oral surgery in his/her office
- Gingivectomy, gingivoplasty, or crown lengthening in conjunction with crown preparation or fixed bridge services done on the same date of service
- Hospital charges or additional fees charged by the dentist for hospital treatment for enrolled members
- Hypnosis
- Indirect pulp caps are to be included in the restoration process, and are not a separate covered benefit
- A separate charge for infection control or sterilization
- Devices and procedures for intra and extra coronal splinting to stabilize mobile teeth
- Mail order or Internet/web based providers are not eligible providers
- Repair or replacement of orthodontic appliances furnished under this plan
- Treatment of misalignment of teeth and/or jaws, or any ancillary services expressly performed because of orthodontic treatment
- Surgery to manipulate facial bones, including the jaw, in patients with facial bone abnormalities performed to restore the proper anatomic and functional relationship to the facial bones
- Periodontal probing, charting, and re-evaluations
- Photographic images

Chapter 4. Medical Benefits Chart (what is covered and what you pay)

- Pin retention in addition to restoration for enrolled members
- Precision attachments
- Pulpotomies on permanent teeth for enrolled members
- Removal of clinically serviceable amalgam restorations to be replaced by other materials free of mercury, except with proof of allergy to mercury
- Services covered by the member's medical plan
- Services for rebuilding or maintaining chewing surfaces due to teeth out of alignment or occlusion, or for stabilizing the teeth
- Services for which no charge is normally made in the absence of insurance
- Services or supplies provided by or payable under any plan or program established by a domestic or foreign government or political subdivision, unless such exclusion is prohibited by law
- Services or supplies with no charge, or for which the member is not legally required to pay, or for which a provider or facility is not licensed to provide even though the service or supply may otherwise be eligible. This exclusion includes any services provided by the member, or any licensed professional that is directly related to the member by blood or marriage
- Services or supplies provided outside of the United States
- Sinus lift grafts to prepare sinus site for implants
- Services or supplies for treatment of any disturbance of the temporomandibular joint
- Services and supplies provided in connection with tooth transplantation, including re-implantation from one site to another, splinting, and/or stabilization. This exclusion does not relate to the re-implantation of a tooth into its original socket after it has been avulsed
- Treatment of any illness, injury, or disease arising out of an illegal act or occupation or participation in a felony
- Charges for services or supplies for which you are unwilling to release dental or eligibility information necessary to determine the benefits payable under this plan
- The treatment of any condition caused by or arising out of any act of war, or any war declared or undeclared, or while in the service of the armed forces

SECTION 3 What services are not covered by the plan?

Section 3.1 Services we do <i>not</i> cover (exclusions)
--

This section tells you what services are “excluded” from Medicare coverage and therefore, are not covered by this plan. If a service is “excluded,” it means that this plan doesn’t cover the service.

The chart below lists services and items that either are not covered under any condition or are covered only under specific conditions.

If you get services that are excluded (not covered), you must pay for them yourself. We won’t pay for the excluded medical services listed in the chart below except under the

Chapter 4. Medical Benefits Chart (what is covered and what you pay)

specific conditions listed. The only exception: we will pay if a service in the chart below is found upon appeal to be a medical service that we should have paid for or covered because of your specific situation. (For information about appealing a decision we have made to not cover a medical service, go to Chapter 7, Section 5.3 in this booklet.)

All exclusions or limitations on services are described in the Benefits Chart or in the chart below.

Even if you receive the excluded services at an emergency facility, the excluded services are still not covered and our plan will not pay for them.

Services not covered by Medicare	Not covered under any condition	Covered only under specific conditions
Acupuncture		✓ See Alternative care and Acupuncture for chronic low back pain in the Benefits Chart
All services related to artificial insemination and conception by artificial means.	✓	
Ambulance triage services without transportation		✓ See Global emergency and travel assistance in the Benefits Chart for information on when these services are covered.
Cosmetic surgery or procedures		✓ Covered in cases of an accidental injury or for improvement of the functioning of a malformed body member Covered for all stages of reconstruction for a breast after a mastectomy, as well as for the unaffected breast to produce a symmetrical appearance
Court ordered treatments, testing, and special reports that are not directly related to medically-necessary treatment.	✓	

Chapter 4. Medical Benefits Chart (what is covered and what you pay)

Services not covered by Medicare	Not covered under any condition	Covered only under specific conditions
<p>Custodial care is care provided in a nursing home, hospice, or other facility setting when you do not require skilled medical care or skilled nursing care.</p> <p>Custodial care is personal care that does not require the continuing attention of trained medical or paramedical personnel, such as care that helps you with activities of daily living, such as bathing or dressing.</p>	✓	
Dental care to treat conditions such as a dental abscess, dental pain, and cavities.		<p>✓</p> <p>See Dental services in the Benefits Chart and Optional Supplemental Dental Benefits in Chapter 4, Section 2.2 for more information about when these services are covered and additional limitations.</p>
Drugs provided to a patient during a hospital or facility stay that are considered to be self-administered.	✓	
Electron Beam Tomography (EBT) calcium scoring	✓	
<p>Experimental medical and surgical procedures, equipment and medications</p> <p>Experimental procedures and items are those items and procedures determined by our plan and Original Medicare to not be generally accepted by the medical community.</p>		<p>✓</p> <p>May be covered by Original Medicare under a Medicare-approved clinical research study or by our plan</p> <p>(See Chapter 3, Section 5 for more information on clinical research studies.)</p>
Family planning, contraceptives, and contraceptive devices.	✓	

Chapter 4. Medical Benefits Chart (what is covered and what you pay)

Services not covered by Medicare	Not covered under any condition	Covered only under specific conditions
Fees charged for care by your immediate relatives or members of your household	✓	
Full-time nursing care in your home	✓	
Hearing aids and provider visits to service hearing aids (except as noted in the Covered Benefits), ear molds, hearing aid accessories, warranty claim fees, and hearing aid batteries (beyond the 80 free batteries per non-rechargeable aid purchased).		<p>✓</p> <p>Hearing aid services are limited to TruHearing. See Hearing services (routine) in the Benefits Chart for information on when these services are covered.</p>
Home-delivered meals		<p>✓</p> <p>See Meal benefit in the Benefits Chart</p>
Homemaker services include basic household assistance, including light housekeeping or light meal preparation.	✓	
Immunizations for the sole purpose of travel	✓	
Incontinence supplies (i.e. diapers, under garments, underpads)	✓	
Massage therapy and water therapy		<p>✓</p> <p>May be covered as part of a physical therapy program in accordance with Medicare guidelines.</p>
Non-routine dental care		<p>✓</p> <p>Dental care required to treat illness or injury may be covered as inpatient or outpatient care.</p>

Chapter 4. Medical Benefits Chart (what is covered and what you pay)

Services not covered by Medicare	Not covered under any condition	Covered only under specific conditions
Orthopedic shoes		<p>✓</p> <p>If shoes are part of a leg brace and are included in the cost of the brace, or the shoes are for a person with diabetic foot disease</p>
Outpatient prescription drugs (such as self-administered or take home drugs).	✓	
Personal items in your room at a hospital or a skilled nursing facility, such as a telephone or a television	✓	
Physical exams for the following reasons: employment, licensing, insurance coverage (i.e. pilot licenses, commercial driver license, etc.)	✓	
Prescription drugs prescribed for off-label use		<p>✓</p> <p>May be covered when supported by Medicare recognized compendium</p>
Private room in a hospital		<p>✓</p> <p>Covered only when medically necessary</p>
Radial keratotomy, LASIK surgery, and other low vision aids		<p>✓</p> <p>Eye exam and one pair of eyeglasses (or contact lenses) are covered for people after cataract surgery.</p>
Refractive eye exams		<p>✓</p> <p>See Vision services (routine) in the Benefits Chart for information on when these services are covered.</p>

Chapter 4. Medical Benefits Chart (what is covered and what you pay)

Services not covered by Medicare	Not covered under any condition	Covered only under specific conditions
Reversal of genital surgery or reversal of surgery to revise secondary sex characteristics; sperm preservation in advance of hormonal treatment or gender surgery or cryopreservation of fertilized embryos.	✓	
Reversal of sterilization procedures and or non-prescription contraceptive supplies	✓	
Routine dental care, such as cleanings, fillings or dentures.		✓ See Dental services in the Benefits Chart and Optional Supplemental Dental Benefits in Chapter 4, Section 2.2 for more information about when these services are covered and additional limitations.
Routine foot care (i.e. the cutting or removal of corns and calluses, the trimming, cutting, and clipping of nails, or hygienic or other preventive maintenance, including cleaning and soaking the feet)		✓ Some limited coverage provided according to Medicare guidelines, e.g., if you have diabetes
Services considered not reasonable and necessary, according to the standards of Original Medicare	✓	
Services provided by providers that are not licensed or certified by Medicare or providers that have opted out of Medicare		✓ See Alternative care and Outpatient mental health care in the Benefits Chart

Chapter 4. Medical Benefits Chart (what is covered and what you pay)

Services not covered by Medicare	Not covered under any condition	Covered only under specific conditions
Services or prescription drugs provided outside of the United States		✓ See Worldwide coverage in the Benefits Chart for coverage of services outside of the United States
Supportive devices for the feet (such as orthotics)		✓ Orthopedic or therapeutic shoes for people with diabetic foot disease.
Supplies for home use such as gloves, gauze, dressings, bandages, tape, antiseptics, alcohol wipes, Ace-type bandages, shower/bath chairs, commodes, and rolling walkers.	✓	
TMJ surgery, services or supplies to shorten or lengthen the upper or lower jaw.	✓	
Transplant expenses beyond plan covered benefits (i.e. pre-transplant evaluations, meals, parking, utilities, child care, security deposits, cable hook-up, dry cleaning, laundry, car rental, pet care, donor services, personal items, travel benefits for donor).	✓	
Wigs, toupees, hair transplants are not covered even if they are related to a condition that is otherwise covered	✓	

CHAPTER 5

*Asking us to pay our share of a
bill you have received for covered
medical services*

Chapter 5. Asking us to pay our share of a bill you have received for covered medical services

Chapter 5. Asking us to pay our share of a bill you have received for covered medical services

SECTION 1	Situations in which you should ask us to pay our share of the cost of your covered services	120
Section 1.1	If you pay our plan's share of the cost of your covered services, or if you receive a bill, you can ask us for payment	120
SECTION 2	How to ask us to pay you back or to pay a bill you have received	122
Section 2.1	How and where to send us your request for payment.....	122
SECTION 3	We will consider your request for payment and say yes or no...122	
Section 3.1	We check to see whether we should cover the service and how much we owe	122
Section 3.2	If we tell you that we will not pay for all or part of the medical care, you can make an appeal.....	123

Chapter 5. Asking us to pay our share of a bill you have received for covered medical services

SECTION 1 Situations in which you should ask us to pay our share of the cost of your covered services

Section 1.1	If you pay our plan's share of the cost of your covered services, or if you receive a bill, you can ask us for payment
--------------------	---

Sometimes when you get medical care, you may need to pay the full cost right away. Other times, you may find that you have paid more than you expected under the coverage rules of the plan. In either case, you can ask our plan to pay you back (paying you back is often called “reimbursing” you). It is your right to be paid back by our plan whenever you’ve paid more than your share of the cost for medical services that are covered by our plan.

There may also be times when you get a bill from a provider for the full cost of medical care you have received. In many cases, you should send this bill to us instead of paying it. We will look at the bill and decide whether the services should be covered. If we decide they should be covered, we will pay the provider directly.

Here are examples of situations in which you may need to ask our plan to pay you back or to pay a bill you have received:

1. When you’ve received medical care from a provider who is not in our plan’s network

When you received care from a provider who is not part of our network, you are only responsible for paying your share of the cost, not for the entire cost. (Your share of the cost may be higher for an out-of-network provider than for a network provider.) You should ask the provider to bill the plan for our share of the cost.

- If you pay the entire amount yourself at the time you receive the care, you need to ask us to pay you back for our share of the cost. Send us the bill, along with documentation of any payments you have made.
- At times you may get a bill from the provider asking for payment that you think you do not owe. Send us this bill, along with documentation of any payments you have already made.
 - If the provider is owed anything, we will pay the provider directly.
 - If you have already paid more than your share of the cost of the service, we will determine how much you owed and pay you back for our share of the cost.
- Please note: While you can get your care from an out-of-network provider, the provider must be eligible to participate in Medicare. Except for emergency care, we cannot pay a provider who is not eligible to participate in Medicare. If the provider is not eligible to participate in Medicare, you will be responsible for the

Chapter 5. Asking us to pay our share of a bill you have received for covered medical services

full cost of the services you receive.

2. When a network provider sends you a bill you think you should not pay

Network providers should always bill the plan directly, and ask you only for your share of the cost. But sometimes they make mistakes, and ask you to pay more than your share.

- You only have to pay your cost sharing amount when you get services covered by our plan. We do not allow providers to add additional separate charges, called “balance billing.” This protection (that you never pay more than your cost sharing amount) applies even if we pay the provider less than the provider charges for a service and even if there is a dispute and we don’t pay certain provider charges. For more information about “balance billing,” go to Chapter 4, Section 1.3.
- Whenever you get a bill from a network provider that you think is more than you should pay, send us the bill. We will contact the provider directly and resolve the billing problem.
- If you have already paid a bill to a network provider, but you feel that you paid too much, send us the bill along with documentation of any payment you have made and ask us to pay you back the difference between the amount you paid and the amount you owed under the plan.

3. If you are retroactively enrolled in our plan

Sometimes a person’s enrollment in the plan is retroactive. (Retroactive means that the first day of their enrollment has already passed. The enrollment date may even have occurred last year.)

If you were retroactively enrolled in our plan and you paid out-of-pocket for any of your covered services after your enrollment date, you can ask us to pay you back for our share of the costs. You will need to submit paperwork for us to handle the reimbursement.

Please call Customer Service for additional information about how to ask us to pay you back and deadlines for making your request. (Phone numbers for Customer Service are printed on the back cover of this booklet.)

All of the examples above are types of coverage decisions. This means that if we deny your request for payment, you can appeal our decision. Chapter 7 of this booklet (*What to do if you have a problem or complaint (coverage decisions, appeals, complaints)*) has information about how to make an appeal.

Chapter 5. Asking us to pay our share of a bill you have received for covered medical services

SECTION 2 How to ask us to pay you back or to pay a bill you have received

Section 2.1 How and where to send us your request for payment

Send us your request for payment, along with your bill and documentation of any payment you have made. It's a good idea to make a copy of your bill and receipts for your records.

To make sure you are giving us all the information we need to make a decision, you can fill out our claim form to make your request for payment.

- You don't have to use the form, but it will help us process the information faster.
- Either download a copy of the form from our website (www.Medicare.PacificSource.com) or call Customer Service and ask for the form. (Phone numbers for Customer Service are printed on the back cover of this booklet.)

Mail your request for payment together with any bills or paid receipts to us at this address:

PacificSource Medicare
Attn: Claims Department
2965 NE Conners Avenue
Bend, Oregon 97701

You may also call our plan to request payment. For details, go to Chapter 2, Section 1 and look for the section called, Where to send a request asking us to pay for our share of the cost for medical care or a drug you have received.

You must submit your claim to us within 1 year of the date you received the service, item, or drug.

Contact Customer Service if you have any questions (phone numbers are printed on the back cover of this booklet). If you don't know what you should have paid, or you receive bills and you don't know what to do about those bills, we can help. You can also call if you want to give us more information about a request for payment you have already sent to us.

SECTION 3 We will consider your request for payment and say yes or no

Section 3.1 We check to see whether we should cover the service and how much we owe

When we receive your request for payment, we will let you know if we need any additional information from you. Otherwise, we will consider your request and make a

Chapter 5. Asking us to pay our share of a bill you have received for covered medical services

coverage decision.

- If we decide that the medical care is covered and you followed all the rules for getting the care, we will pay for our share of the cost. If you have already paid for the service, we will mail your reimbursement of our share of the cost to you. If you have not paid for the service yet, we will mail the payment directly to the provider. (Chapter 3 explains the rules you need to follow for getting your medical services covered.)
- If we decide that the medical care is *not* covered, or you did *not* follow all the rules, we will not pay for our share of the cost. Instead, we will send you a letter that explains the reasons why we are not sending the payment you have requested and your rights to appeal that decision.

Section 3.2	If we tell you that we will not pay for all or part of the medical care, you can make an appeal
--------------------	--

If you think we have made a mistake in turning down your request for payment or you don't agree with the amount we are paying, you can make an appeal. If you make an appeal, it means you are asking us to change the decision we made when we turned down your request for payment.

For the details on how to make this appeal, go to Chapter 7 of this booklet (*What to do if you have a problem or complaint (coverage decisions, appeals, complaints)*). The appeals process is a formal process with detailed procedures and important deadlines. If making an appeal is new to you, you will find it helpful to start by reading Section 4 of Chapter 7. Section 4 is an introductory section that explains the process for coverage decisions and appeals and gives definitions of terms such as "appeal." Then after you have read Section 4, you can go to the Section 5.3 in Chapter 7 that tells what to do if you want to make an appeal about getting paid back for a medical service.

CHAPTER 6

Your rights and responsibilities

Chapter 6. Your rights and responsibilities

Chapter 6. Your rights and responsibilities

SECTION 1	Our plan must honor your rights as a member of the plan	126
Section 1.1	We must provide information in a way that works for you (in languages other than English, in braille, in large print, or other alternate formats, etc.)	126
Section 1.2	We must ensure that you get timely access to your covered services	126
Section 1.3	We must protect the privacy of your personal health information	126
Section 1.4	We must give you information about the plan, its network of providers, and your covered services	134
Section 1.5	We must support your right to make decisions about your care	135
Section 1.6	You have the right to make complaints and to ask us to reconsider decisions we have made	137
Section 1.7	What can you do if you believe you are being treated unfairly or your rights are not being respected?	137
Section 1.8	How to get more information about your rights	138
SECTION 2	You have some responsibilities as a member of the plan	138
Section 2.1	What are your responsibilities?	138

SECTION 1 Our plan must honor your rights as a member of the plan

Section 1.1	We must provide information in a way that works for you (in languages other than English, in braille, in large print, or other alternate formats, etc.)
--------------------	--

To get information from us in a way that works for you, please call Customer Service (phone numbers are printed on the back cover of this booklet).

Our plan has people and free interpreter services available to answer questions from disabled and non-English speaking members. We can also give you information in braille, in large print, or other alternate formats at no cost if you need it. We are required to give you information about the plan's benefits in a format that is accessible and appropriate for you. To get information from us in a way that works for you, please call Customer Service (phone numbers are printed on the back cover of this booklet).

If you have any trouble getting information from our plan in a format that is accessible and appropriate for you, please call to file a grievance with Customer Service (phone numbers are printed on the back cover of this booklet). You may also file a complaint with Medicare by calling 1-800-MEDICARE (1-800-633-4227) or directly with the Office for Civil Rights. Contact information is included in this Evidence of Coverage or with this mailing, or you may contact Customer Service for additional information.

Section 1.2	We must ensure that you get timely access to your covered services
--------------------	---

You have the right to choose a provider for your care.

As a plan member, you have the right to get appointments and covered services from your providers *within a reasonable amount of time*. This includes the right to get timely services from specialists when you need that care.

If you think that you are not getting your medical care within a reasonable amount of time, Chapter 7, Section 9 of this booklet tells what you can do. (If we have denied coverage for your medical care and you don't agree with our decision, Chapter 7, Section 4 tells what you can do.)

Section 1.3	We must protect the privacy of your personal health information
--------------------	--

Federal and state laws protect the privacy of your medical records and personal health information. We protect your personal health information as required by these laws.

- Your "personal health information" includes the personal information you gave us when you enrolled in this plan as well as your medical records and other medical and health information.
- The laws that protect your privacy give you rights related to getting information and controlling how your health information is used. We give you a written notice,

called a “Notice of Privacy Practice,” that tells about these rights and explains how we protect the privacy of your health information.

How do we protect the privacy of your health information?

- We make sure that unauthorized people don’t see or change your records.
- In most situations, if we give your health information to anyone who isn’t providing your care or paying for your care, *we are required to get written permission from you first*. Written permission can be given by you or by someone you have given legal power to make decisions for you.
- There are certain exceptions that do not require us to get your written permission first. These exceptions are allowed or required by law.
 - For example, we are required to release health information to government agencies that are checking on quality of care.
 - Because you are a member of our plan through Medicare, we are required to give Medicare your health information. If Medicare releases your information for research or other uses, this will be done according to Federal statutes and regulations.

You can see the information in your records and know how it has been shared with others

You have the right to look at your medical records held at the plan, and to get a copy of your records. We are allowed to charge you a fee for making copies. You also have the right to ask us to make additions or corrections to your medical records. If you ask us to do this, we will work with your health care provider to decide whether the changes should be made.

You have the right to know how your health information has been shared with others for any purposes that are not routine.

If you have questions or concerns about the privacy of your personal health information, please call Customer Service (phone numbers are printed on the back cover of this booklet).

Notice of Privacy Practices.

THIS NOTICE DESCRIBES HOW MEDICAL INFORMATION ABOUT YOU MAY BE USED AND DISCLOSED AND HOW YOU CAN GET ACCESS TO THIS INFORMATION. PLEASE REVIEW IT CAREFULLY. THIS NOTICE IS APPLICABLE TO ALL PACIFICSOURCE ENTITIES.

Effective August 24, 2020

We are required by law to protect the privacy of your health information. We are also required to send you this notice, which explains how we may use information about you and when we can give out or “disclose” that information to others. You also have rights regarding your health information that are described in this notice. We are required by

Chapter 6. Your rights and responsibilities

law to abide by the terms of this notice.

The terms “information” or “health information” in this notice includes any information we maintain that reasonably can be used to identify you and that relates to your physical or mental health condition, the provision of health care to you, or the payment for such health care. We will comply with the requirements of applicable privacy laws related to notifying you in the event of a breach of your health information.

We have the right to change our privacy practices and the terms of this notice. If we make a material change to our privacy practices, we will provide to you, in our next annual distribution, either a revised notice or information about the material change and how to obtain a revised notice. We will provide you with this information either by direct mail or electronically, in accordance with applicable law. In all cases, we will post the revised notice on our website, www.PacificSource.com. We reserve the right to make any revised or changed notice effective for information we already have and for information that we receive in the future.

PacificSource collects and maintains oral, written and electronic information to administer our business and to provide products, services and information of importance to our enrollees. We maintain physical, electronic and procedural security safeguards in the handling and maintenance of our enrollees’ information, in accordance with applicable state and federal standards, to protect against risks such as loss, destruction or misuse.

How We Use or Disclose Information

We must use and disclose your health information to provide that information:

- To you or someone who has the legal right to act for you (your personal representative) in order to administer your rights as described in this notice; and
- To the Secretary of the Department of Health and Human Services, if necessary, to make sure your privacy is protected.

We have the right to use and disclose health information for your treatment, to pay for your health care and to operate our business. For example, we may use or disclose your health information:

- **For Payment** of premiums due to us, to determine your coverage, and to process claims for health care services you receive, including for subrogation or coordination of other benefits you may have. For example, we may tell a doctor whether you are eligible for coverage and what percentage of the bill may be covered.
- **For Treatment.** We may use or disclose health information to aid in your treatment or the coordination of your care. For example, we may disclose information to your physicians or hospitals to help them provide medical care to you.
- **For Health Care Operations.** We may use or disclose health information as necessary to operate and manage our business activities related to providing and managing your health care coverage. For example, we might talk to your physician to suggest a disease management or wellness program that could help improve

your health or we may analyze data to determine how we can improve our services. We may use or disclose health information when the use or disclosure is in the form of face-to-face communication made by a covered entity to an individual or a promotional gift of nominal value provided by the covered entity. We may use or disclose health information to participants in the organized health care arrangement for any health care operations activities of the organized health care arrangement.

- **To Provide You Information on Health Related Programs or Products** such as alternative medical treatments and programs or about health-related products and services, subject to limits imposed by law.
- **For Plan Sponsors.** If your coverage is through an employer sponsored group health plan, we may share summary health information and enrollment and disenrollment information with the plan sponsor. In addition, we may share other health information with the plan sponsor for plan administration purposes if the plan sponsor agrees to special restrictions on its use and disclosure of the information in accordance with federal law.
- **For Underwriting Purposes.** We may use or disclose your health information for underwriting purposes; however, we will not use or disclose your genetic health information for such purposes.
- **For Reminders.** We may use or disclose health information to send you reminders about your benefits or care, such as appointment reminders with providers who provide medical care to you.

We may use or disclose your health information for the following purposes under limited circumstances:

- **As Required by Law.** We may disclose information when required to do so by law.
- **To Persons Involved With Your Care.** We may use or disclose your health information to a person involved in your care or who helps pay for your care, such as a family member, when you are incapacitated or in an emergency, or when you agree or fail to object when given the opportunity. If you are unavailable or unable to object, we will use our best judgement to decide if the disclosure is in your best interests. Special rules apply regarding when we may disclose health information to family members and others involved in a deceased individual's care. We may disclose health information to any persons involved, prior to death, in the care or payment for care of a deceased individual, unless we are aware that doing so would be inconsistent with a preference previously expressed by the deceased.
- **For Public Health Activities** such as reporting or preventing disease outbreaks to a public health authority.
- **For Reporting Victims of Abuse, Neglect or Domestic Violence** to government authorities that are authorized by law to receive such information, including a social service or protective service agency.

Chapter 6. Your rights and responsibilities

- **For Health Oversight Activities** to a health oversight agency for activities authorized by law, such as licensure, governmental audits and fraud and abuse investigations.
- **For Judicial or Administrative Proceedings** such as in response to a court order, search warrant or subpoena.
- **For Law Enforcement Purposes.** We may disclose your health information to a law enforcement official for purposes such as providing limited information to locate a missing person or report a crime.
- **To Avoid a Serious Threat to Health or Safety** to you, another person, or the public by, for example, disclosing information to public health agencies or law enforcement authorities, or in the event of an emergency or natural disaster.
- **For Specialized Government Functions** such as military and veteran activities, national security and intelligence activities, and the protective services for the President and others.
- **For Workers' Compensation** as authorized by, or to the extent necessary to comply with, state workers compensation laws that govern job-related injuries or illness.
- **For Research Purposes** such as research related to the evaluation of certain treatments or the prevention of disease or disability, if the research study meets federal privacy law requirements.
- **To Provide Information Regarding Decedents.** We may disclose information to a coroner or medical examiner to identify a deceased person, determine a cause of death, or as authorized by law. We may also disclose information to funeral directors as necessary to carry out their duties.
- **For Organ Procurement Purposes.** We may use or disclose information to entities that handle procurement, banking or transplantation of organs, eyes or tissue to facilitate donation and transplantation.
- **To Correctional Institutions or Law Enforcement Officials** if you are an inmate of a correctional institution or under the custody of a law enforcement official, but only if necessary (1) for the institution to provide you with health care; (2) to protect your health and safety or the health and safety of others; or (3) for the safety and security of the correctional institution.
- **To Business Associates** that perform functions on our behalf or provide us with services if the information is necessary for such functions or services. Our business associates are required, under contract with us and pursuant to federal law, to protect the privacy of your information and are not allowed to use or disclose any information other than as specified in our contract and as permitted by federal law.
- **Additional Restrictions on Use and Disclosure.** Certain federal and state laws may require special privacy protections that restrict the use and disclosure of certain health information, including highly confidential information about you. "Highly

Chapter 6. Your rights and responsibilities

confidential information” may include confidential information under Federal laws governing alcohol and drug abuse information and genetic information as well as state laws that often protect the following types of information:

1. HIV/AIDS
2. Mental health
3. Genetic tests
4. Alcohol and drug abuse
5. Sexually transmitted diseases and reproductive health information
6. Child or adult abuse or neglect, including sexual assault

If a use or disclosure of health information described above in this notice is prohibited or materially limited by other laws that apply to us, it is our intent to meet the requirements of the more stringent law.

Except for uses and disclosures described and limited as set forth in this notice, we will use and disclose your health information only with a written authorization from you. This includes, except for limited circumstances allowed by federal privacy law, not using or disclosing psychotherapy notes about you, selling your health information to others, or using or disclosing your health information for certain promotional communications that are prohibited marketing communications under federal law, without your written authorization. Once you give us authorization to release your health information, we cannot guarantee that the recipient to whom the information is provided will not disclose the information. You may take back or “revoke” your written authorization at any time in writing, except if we have already acted based on your authorization. To find out where to mail your written authorization and how to revoke an authorization, contact the Customer Service phone number listed on your ID card.

What Are Your Rights

The following are your rights with respect to your health information:

- **You have the right to ask to restrict** uses or disclosures of your information for treatment, payment, or health care operations. You also have the right to ask to restrict disclosures to family members or to others who are involved in your health care or payment for your health care. We may also have policies on dependent access that authorize your dependents to request certain restrictions. Please note that while we will try to honor your request and will permit requests consistent with our policies, we are not required to agree to any restriction.
- **You have the right to ask to receive confidential communications** of information in a different manner or at a different place (for example, by sending information to a P.O. Box instead of your home address). We will accommodate reasonable requests where a disclosure of all or part of your health information otherwise could endanger you. In certain circumstances, we will accept your verbal request to receive confidential communications, however, we may also require you confirm your request in writing. In addition, any requests to modify or cancel a previous confidential communication request must be made in writing. Mail your request to the address listed below.

Chapter 6. Your rights and responsibilities

- **You have the right to see and obtain a copy** of certain health information we maintain about you such as claims and case or medical management records. If we maintain your health information electronically, you will have the right to request that we send a copy of your health information in an electronic format to you. You can also request that we provide a copy of your information to a third party that you identify. In some cases you may receive a summary of this health information or have your information sent to a third party. Mail your request to the address listed below. In certain limited circumstances, we may deny your request to inspect and copy your health information. If we deny your request, you may have the right to have the denial reviewed. We may charge a reasonable fee for any copies.
- **You have the right to ask to amend** certain health information we maintain about you such as claims and case or medical management records, if you believe the health information about you is wrong or incomplete. Your request must be in writing and provide the reasons for the requested amendment. Mail your request to the address listed below. If we deny your request, you may have a statement of your disagreement added to your health information.
- **You have the right to receive an accounting** of certain disclosures of your information made by us during the six years prior to your request. This accounting will not include disclosures of information made: (i) for treatment, payment, and health care operations purposes; (ii) to you or pursuant to your authorization; and (iii) to correctional institutions or law enforcement officials; and (iv) other disclosures for which federal law does not require us to provide an accounting.
- **You have the right to a paper copy of this notice.** You may ask for a copy of this notice at any time. Even if you have agreed to receive this notice electronically, you are still entitled to a paper copy of this notice. You may also obtain a copy of this notice on our website, www.PacificSource.com.

Exercising Your Rights

- **Contacting your Health Plan.** If you have any questions about this notice or want information about exercising your rights, please call the toll-free member phone number on your health plan ID card or you may contact a PacificSource Customer Call Center Representative for your plan:

PacificSource Community Health Plans (Medicare Advantage Plan)	PacificSource Community Solutions (Medicaid Plan)	PacificSource Health Plans
Toll Free (888) 863-3637	Toll Free (800) 431-4135	Toll Free (888) 977-9299
TTY (800) 735-2900		

- **Submitting a Written Request.** Mail to us your written requests to exercise any of your rights, including modifying or cancelling a confidential communication, requesting copies of your records, or requesting amendments to your record, at the address for your plan:

PacificSource Community Health Plans (Medicare Advantage Plan)	PacificSource Community Solutions (Medicaid Plan)	PacificSource Health Plans
PO Box 7469 Bend, OR 97708	PO Box 5729 Bend, OR 97708	555 International Way Springfield, OR 97477

- **Filing a Complaint.** If you believe your privacy rights have been violated, you may file a complaint with us at the address listed above.

You may also notify the Secretary of the U.S. Department of Health and Human Services of your complaint. We will not take any action against you for filing a complaint.

Please send your complaint to: PacificSource Medicare Attn: Grievance/Appeals Department PO Box 7469 Bend, Oregon 97708	You may also send your complaints to the U.S. Department of Health and Human Services: U.S. Department of Health and Human Services 200 Independence Avenue SW Room 509F, HHH Building Washington D.C. 20201
---	--

Website Privacy Information

This portion of the privacy policy discloses the privacy practices for www.PacificSource.com. This portion of the privacy policy applies solely to information collected by this web site. It will notify you of the following:

- What personally identifiable information is collected from you through the web site, how it is used, and with whom it may be shared.
- What choices are available to you regarding the use of your data.
- The security procedures in place to protect the misuse of your information.
- How you can correct any inaccuracies in the information.

Information Collection, Use, and Sharing

We are the sole owners of the information collected on this site. We only have access to/collect information that you voluntarily give us via email or other direct contact from you. We will not sell or rent this information to anyone.

We will use your information to respond to you, regarding the reason you contacted us. We will not share your information with any third party outside of our organization, other than necessary to fulfill your request, e.g. to ship an order.

Unless you ask us not to, we may contact you via email in the future to tell you about specials, new products or services, or changes to the website privacy policy.

Chapter 6. Your rights and responsibilities

We use “cookies” on this site. A cookie is a piece of data stored on a site visitor’s hard drive to help us improve your access to our site and identify repeat visitors to our site. For instance, when we use a cookie to identify you, you would not have to log in a password more than once, thereby saving time while on our site. Cookies can also enable us to track and target the interests of our users to enhance the experience on our site. Usage of a cookie is in no way linked to any personally identifiable information on our site.

Electronic Communications

An electronic submission has the same force and effect as if you had submitted a paper application to PacificSource with your signature. You can receive secured electronic communications from PacificSource regarding your application and/or enrollment status, changes in insurance coverage, and termination of coverage. An electronic communication can also be used to keep PacificSource informed of your current email address so we may continue to correspond with you. Your consent continues while the plan you enroll in is effective. You may, at any time, opt out of electronic communications. You may request a free paper copy of your application and/or enrollment information by contacting our Customer Service Department. Electronic communications are offered as a convenience only. Your decision to not receive electronic communications will not affect your enrollment. There is no charge associated with switching to paper.

Section 1.4	We must give you information about the plan, its network of providers, and your covered services
--------------------	---

As a member of our plan, you have the right to get several kinds of information from us. (As explained above in Section 1.1, you have the right to get information from us in a way that works for you. This includes getting the information in languages other than English and in large print or other alternate formats.)

If you want any of the following kinds of information, please call Customer Service (phone numbers are printed on the back cover of this booklet):

- **Information about our plan.** This includes, for example, information about the plan’s financial condition. It also includes information about the number of appeals made by members and the plan’s performance ratings, including how it has been rated by plan members and how it compares to other Medicare health plans.
- **Information about our in-network providers.**
 - For example, you have the right to get information from us about the qualifications of the providers in our network and how we pay the providers in our network.
 - For a list of the providers in the plan’s network, see the *Provider Directory*.

- For more detailed information about our providers, you can call Customer Service (phone numbers are printed on the back cover of this booklet) or visit our website at www.Medicare.PacificSource.com.
- **Information about your coverage and the rules you must follow when using your coverage.**
 - In Chapters 3 and 4 of this booklet, we explain what medical services are covered for you, any restrictions to your coverage, and what rules you must follow to get your covered medical services.
 - If you have questions about the rules or restrictions, please call Customer Service (phone numbers are printed on the back cover of this booklet).
- **Information about why something is not covered and what you can do about it.**
 - If a medical service is not covered for you, or if your coverage is restricted in some way, you can ask us for a written explanation. You have the right to this explanation even if you received the medical service from an out-of-network provider.
 - If you are not happy or if you disagree with a decision we make about what medical care is covered for you, you have the right to ask us to change the decision. You can ask us to change the decision by making an appeal. For details on what to do if something is not covered for you in the way you think it should be covered, see Chapter 7 of this booklet. It gives you the details about how to make an appeal if you want us to change our decision. (Chapter 7 also tells about how to make a complaint about quality of care, waiting times, and other concerns.)
 - If you want to ask our plan to pay our share of a bill you have received for medical care, see Chapter 5 of this booklet.

Section 1.5	We must support your right to make decisions about your care
--------------------	---

You have the right to know your treatment options and participate in decisions about your health care

You have the right to get full information from your doctors and other health care providers when you go for medical care. Your providers must explain your medical condition and your treatment choices *in a way that you can understand*.

You also have the right to participate fully in decisions about your health care. To help you make decisions with your doctors about what treatment is best for you, your rights include the following:

- **To know about all of your choices.** This means that you have the right to be told about all of the treatment options that are recommended for your condition,

no matter what they cost or whether they are covered by our plan.

- **To know about the risks.** You have the right to be told about any risks involved in your care. You must be told in advance if any proposed medical care or treatment is part of a research experiment. You always have the choice to refuse any experimental treatments.
- **The right to say “no.”** You have the right to refuse any recommended treatment. This includes the right to leave a hospital or other medical facility, even if your doctor advises you not to leave. Of course, if you refuse treatment, you accept full responsibility for what happens to your body as a result.
- **To receive an explanation if you are denied coverage for care.** You have the right to receive an explanation from us if a provider has denied care that you believe you should receive. To receive this explanation, you will need to ask us for a coverage decision. Chapter 7 of this booklet tells how to ask the plan for a coverage decision.

You have the right to give instructions about what is to be done if you are not able to make medical decisions for yourself

Sometimes people become unable to make health care decisions for themselves due to accidents or serious illness. You have the right to say what you want to happen if you are in this situation. This means that, *if you want to*, you can:

- Fill out a written form to give **someone the legal authority to make medical decisions for you** if you ever become unable to make decisions for yourself.
- **Give your doctors written instructions** about how you want them to handle your medical care if you become unable to make decisions for yourself.

The legal documents that you can use to give your directions in advance in these situations are called “**advance directives**.” There are different types of advance directives and different names for them. Documents called “**living will**” and “**power of attorney for health care**” are examples of advance directives.

If you want to use an “advance directive” to give your instructions, here is what to do:

- **Get the form.** If you want to have an advance directive, you can get a form from your lawyer, from a social worker, or from some office supply stores. You can sometimes get advance directive forms from organizations that give people information about Medicare. You can also contact Customer Service to ask for the forms (phone numbers are printed on the back cover of this booklet).
- **Fill it out and sign it.** Regardless of where you get this form, keep in mind that it is a legal document. You should consider having a lawyer help you prepare it.
- **Give copies to appropriate people.** You should give a copy of the form to your doctor and to the person you name on the form as the one to make decisions for you if you can't. You may want to give copies to close friends or family members

as well. Be sure to keep a copy at home.

If you know ahead of time that you are going to be hospitalized, and you have signed an advance directive, **take a copy with you to the hospital.**

- If you are admitted to the hospital, they will ask you whether you have signed an advance directive form and whether you have it with you.
- If you have not signed an advance directive form, the hospital has forms available and will ask if you want to sign one.

Remember, it is your choice whether you want to fill out an advance directive (including whether you want to sign one if you are in the hospital). According to law, no one can deny you care or discriminate against you based on whether or not you have signed an advance directive.

What if your instructions are not followed?

If you have signed an advance directive, and you believe that a doctor or hospital did not follow the instructions in it, you may file a complaint with:

State	Agency	Phone
Oregon	Oregon Department of Human Services	(503) 945-5944

Section 1.6 You have the right to make complaints and to ask us to reconsider decisions we have made

If you have any problems or concerns about your covered services or care, Chapter 7 of this booklet tells what you can do. It gives the details about how to deal with all types of problems and complaints. What you need to do to follow up on a problem or concern depends on the situation. You might need to ask our plan to make a coverage decision for you, make an appeal to us to change a coverage decision, or make a complaint. Whatever you do – ask for a coverage decision, make an appeal, or make a complaint – **we are required to treat you fairly.**

You have the right to get a summary of information about the appeals and complaints that other members have filed against our plan in the past. To get this information, please call Customer Service (phone numbers are printed on the back cover of this booklet).

Section 1.7 What can you do if you believe you are being treated unfairly or your rights are not being respected?

If it is about discrimination, call the Office for Civil Rights

If you believe you have been treated unfairly or your rights have not been respected due to your race, disability, religion, sex, health, ethnicity, creed (beliefs), age, or national origin, you should call the Department of Health and Human Services' **Office for Civil Rights** at 1-800-368-1019 or TTY 1-800-537-7697, or call your local Office for Civil Rights.

Is it about something else?

If you believe you have been treated unfairly or your rights have not been respected, *and it's not* about discrimination, you can get help dealing with the problem you are having:

- You can **call Customer Service** (phone numbers are printed on the back cover of this booklet).
- You can **call the State Health Insurance Assistance Program**. For details about this organization and how to contact it, go to Chapter 2, Section 3.
- Or, **you can call Medicare** at 1-800-MEDICARE (1-800-633-4227), 24 hours a day, 7 days a week. TTY users should call 1-877-486-2048.

Section 1.8	How to get more information about your rights
--------------------	--

There are several places where you can get more information about your rights:

- You can **call Customer Service** (phone numbers are printed on the back cover of this booklet).
- You can **call the State Health Insurance Assistance Program**. For details about this organization and how to contact it, go to Chapter 2, Section 3.
- You can contact **Medicare**.
 - You can visit the Medicare website to read or download the publication “Medicare Rights & Protections.” (The publication is available at: www.medicare.gov/Pubs/pdf/11534-Medicare-Rights-and-Protections.pdf.)
 - Or, you can call 1-800-MEDICARE (1-800-633-4227), 24 hours a day, 7 days a week. TTY users should call 1-877-486-2048.

SECTION 2	You have some responsibilities as a member of the plan
------------------	---

Section 2.1	What are your responsibilities?
--------------------	--

Things you need to do as a member of the plan are listed below. If you have any questions, please call Customer Service (phone numbers are printed on the back cover of this booklet). We're here to help.

- **Get familiar with your covered services and the rules you must follow to get these covered services.** Use this Evidence of Coverage booklet to learn what is covered for you and the rules you need to follow to get your covered services.
 - Chapters 3 and 4 give the details about your medical services, including what is covered, what is not covered, rules to follow, and what you pay.

- **If you have any other health insurance coverage in addition to our plan, you are required to tell us.** Please call Customer Service to let us know (phone numbers are printed on the back cover of this booklet).
 - We are required to follow rules set by Medicare to make sure that you are using all of your coverage in combination when you get your covered services from our plan. This is called “**coordination of benefits**” because it involves coordinating the health benefits you get from our plan with any other health benefits available to you. We’ll help you coordinate your benefits. (For more information about coordination of benefits, go to Chapter 1, Section 7.)
- **Tell your doctor and other health care providers that you are enrolled in our plan.** Show your plan membership card whenever you get your medical care.
- **Help your doctors and other providers help you by giving them information, asking questions, and following through on your care.**
 - To help your doctors and other health providers give you the best care, learn as much as you are able to about your health problems and give them the information they need about you and your health. Follow the treatment plans and instructions that you and your doctors agree upon.
 - Make sure your doctors know all of the drugs you are taking, including over-the-counter drugs, vitamins, and supplements.
 - If you have any questions, be sure to ask. Your doctors and other health care providers are supposed to explain things in a way you can understand. If you ask a question and you don’t understand the answer you are given, ask again.
- **Be considerate.** We expect all our members to respect the rights of other patients. We also expect you to act in a way that helps the smooth running of your doctor’s office, hospitals, and other offices.
- **Pay what you owe.** As a plan member, you are responsible for these payments:
 - You must pay your plan premiums to continue being a member of our plan.
 - In order to be eligible for our plan, you must have Medicare Part A and Medicare Part B. Some plan members must pay a premium for Medicare Part A. Most plan members must pay a premium for Medicare Part B to remain a member of the plan.
 - For some of your medical services covered by the plan, you must pay your share of the cost when you get the service. This will be a copay (a fixed amount) or coinsurance (a percentage of the total cost). Chapter 4 tells what you must pay for your medical services.

Chapter 6. Your rights and responsibilities

- If you get any medical services that are not covered by our plan or by other insurance you may have, you must pay the full cost.
 - If you disagree with our decision to deny coverage for a service, you can make an appeal. Please see Chapter 7 of this booklet for information about how to make an appeal.
- **Tell us if you move.** If you are going to move, it's important to tell us right away. Call Customer Service (phone numbers are printed on the back cover of this booklet).
 - **If you move *outside* of our plan service area, you cannot remain a member of our plan.** (Chapter 1 tells about our service area.) We can help you figure out whether you are moving outside our service area. If you are leaving our service area, you will have a Special Enrollment Period when you can join any Medicare plan available in your new area. We can let you know if we have a plan in your new area.
 - **If you move *within* our service area, we still need to know** so we can keep your membership record up to date and know how to contact you.
 - If you move, it is also important to tell Social Security (or the Railroad Retirement Board). You can find phone numbers and contact information for these organizations in Chapter 2.
- **Call Customer Service for help if you have questions or concerns.** We also welcome any suggestions you may have for improving our plan.
 - Phone numbers and calling hours for Customer Service are printed on the back cover of this booklet.
 - For more information on how to reach us, including our mailing address, please see Chapter 2.

CHAPTER 7

*What to do if you have a problem
or complaint (coverage decisions,
appeals, complaints)*

Chapter 7. What to do if you have a problem or complaint (coverage decisions, appeals, complaints)**Chapter 7. What to do if you have a problem or complaint (coverage decisions, appeals, complaints)**

SECTION 1	Introduction.....	144
Section 1.1	What to do if you have a problem or concern	144
Section 1.2	What about the legal terms?	144
SECTION 2	You can get help from government organizations that are not connected with us	144
Section 2.1	Where to get more information and personalized assistance	144
SECTION 3	To deal with your problem, which process should you use?	145
Section 3.1	Should you use the process for coverage decisions and appeals? Or should you use the process for making complaints?	145
COVERAGE DECISIONS AND APPEALS.....		146
SECTION 4	A guide to the basics of coverage decisions and appeals.....	146
Section 4.1	Asking for coverage decisions and making appeals: the big picture.	146
Section 4.2	How to get help when you are asking for a coverage decision or making an appeal.....	147
Section 4.3	Which section of this chapter gives the details for your situation?...	148
SECTION 5	Your medical care: How to ask for a coverage decision or make an appeal	148
Section 5.1	This section tells what to do if you have problems getting coverage for medical care or if you want us to pay you back for our share of the cost of your care.....	149
Section 5.2	Step-by-step: How to ask for a coverage decision (how to ask our plan to authorize or provide the medical care coverage you want).....	150
Section 5.3	Step-by-step: How to make a Level 1 Appeal (how to ask for a review of a medical care coverage decision made by our plan)	153
Section 5.4	Step-by-step: How a Level 2 Appeal is done	157
Section 5.5	What if you are asking us to pay you for our share of a bill you have received for medical care?	159

Chapter 7. What to do if you have a problem or complaint (coverage decisions, appeals, complaints)

SECTION 6	How to ask us to cover a longer inpatient hospital stay if you think the doctor is discharging you too soon	160
Section 6.1	During your inpatient hospital stay, you will get a written notice from Medicare that tells about your rights	161
Section 6.2	Step-by-step: How to make a Level 1 Appeal to change your hospital discharge date.....	162
Section 6.3	Step-by-step: How to make a Level 2 Appeal to change your hospital discharge date.....	165
Section 6.4	What if you miss the deadline for making your Level 1 Appeal?.....	166
SECTION 7	How to ask us to keep covering certain medical services if you think your coverage is ending too soon	169
Section 7.1	<i>This section is about three services only:</i> Home health care, skilled nursing facility care, and Comprehensive Outpatient Rehabilitation Facility (CORF) services.....	169
Section 7.2	We will tell you in advance when your coverage will be ending.....	170
Section 7.3	Step-by-step: How to make a Level 1 Appeal to have our plan cover your care for a longer time	170
Section 7.4	Step-by-step: How to make a Level 2 Appeal to have our plan cover your care for a longer time	173
Section 7.5	What if you miss the deadline for making your Level 1 Appeal?.....	174
SECTION 8	Taking your appeal to Level 3 and beyond	177
Section 8.1	Appeal Levels 3, 4 and 5 for Medical Service Requests.....	177
MAKING COMPLAINTS		178
SECTION 9	How to make a complaint about quality of care, waiting times, customer service, or other concerns	178
Section 9.1	What kinds of problems are handled by the complaint process?.....	178
Section 9.2	The formal name for “making a complaint” is “filing a grievance”	181
Section 9.3	Step-by-step: Making a complaint.....	181
Section 9.4	You can also make complaints about quality of care to the Quality Improvement Organization.....	183
Section 9.5	You can also tell Medicare about your complaint.....	183

Chapter 7. What to do if you have a problem or complaint (coverage decisions, appeals, complaints)

SECTION 1 Introduction

Section 1.1 What to do if you have a problem or concern

This chapter explains two types of processes for handling problems and concerns:

- For some types of problems, you need to use the **process for coverage decisions and appeals**.
- For other types of problems, you need to use the **process for making complaints**.

Both of these processes have been approved by Medicare. To ensure fairness and prompt handling of your problems, each process has a set of rules, procedures, and deadlines that must be followed by us and by you.

Which one do you use? That depends on the type of problem you are having. The guide in Section 3 will help you identify the right process to use.

Section 1.2 What about the legal terms?

There are technical legal terms for some of the rules, procedures, and types of deadlines explained in this chapter. Many of these terms are unfamiliar to most people and can be hard to understand.

To keep things simple, this chapter explains the legal rules and procedures using simpler words in place of certain legal terms. For example, this chapter generally says “making a complaint” rather than “filing a grievance,” “coverage decision” rather than “organization determination” and “Independent Review Organization” instead of “Independent Review Entity.” It also uses abbreviations as little as possible.

However, it can be helpful – and sometimes quite important – for you to know the correct legal terms for the situation you are in. Knowing which terms to use will help you communicate more clearly and accurately when you are dealing with your problem and get the right help or information for your situation. To help you know which terms to use, we include legal terms when we give the details for handling specific types of situations.

SECTION 2 You can get help from government organizations that are not connected with us

Section 2.1 Where to get more information and personalized assistance

Sometimes it can be confusing to start or follow through the process for dealing with a problem. This can be especially true if you do not feel well or have limited energy. Other times, you may not have the knowledge you need to take the next step.

Chapter 7. What to do if you have a problem or complaint (coverage decisions, appeals, complaints)

Get help from an independent government organization

We are always available to help you. But in some situations you may also want help or guidance from someone who is not connected with us. You can always contact your **State Health Insurance Assistance Program (SHIP)**. This government program has trained counselors in every state. The program is not connected with us or with any insurance company or health plan. The counselors at this program can help you understand which process you should use to handle a problem you are having. They can also answer your questions, give you more information, and offer guidance on what to do.

The services of SHIP counselors are free. You will find phone numbers in Chapter 2, Section 3 of this booklet.

You can also get help and information from Medicare

For more information and help in handling a problem, you can also contact Medicare. Here are two ways to get information directly from Medicare:

- You can call 1-800-MEDICARE (1-800-633-4227), 24 hours a day, 7 days a week. TTY users should call 1-877-486-2048.
- You can visit the Medicare website (www.medicare.gov).

SECTION 3 To deal with your problem, which process should you use?

Section 3.1	Should you use the process for coverage decisions and appeals? Or should you use the process for making complaints?
--------------------	--

If you have a problem or concern, you only need to read the parts of this chapter that apply to your situation. The guide that follows will help.

To figure out which part of this chapter will help with your specific problem or concern,
START HERE

Is your problem or concern about your benefits or coverage?

(This includes problems about whether particular medical care or prescription drugs are covered or not, the way in which they are covered, and problems related to payment for medical care or prescription drugs.)

Yes. My problem is about benefits or coverage.

Go on to the next section of this chapter, **Section 4, “A guide to the basics of coverage decisions and appeals.”**

Chapter 7. What to do if you have a problem or complaint (coverage decisions, appeals, complaints)

No. My problem is not about benefits or coverage.

Skip ahead to **Section 9** at the end of this chapter: **“How to make a complaint about quality of care, waiting times, customer service or other concerns.”**

COVERAGE DECISIONS AND APPEALS

SECTION 4 A guide to the basics of coverage decisions and appeals

Section 4.1	Asking for coverage decisions and making appeals: the big picture
--------------------	--

The process for coverage decisions and appeals deals with problems related to your benefits and coverage for medical services, including problems related to payment. This is the process you use for issues such as whether something is covered or not and the way in which something is covered.

Asking for coverage decisions

A coverage decision is a decision we make about your benefits and coverage or about the amount we will pay for your medical services. For example, your plan in-network doctor makes a (favorable) coverage decision for you whenever you receive medical care from him or her or if your in-network doctor refers you to a medical specialist. You or your doctor can also contact us and ask for a coverage decision if your doctor is unsure whether we will cover a particular medical service or refuses to provide medical care you think that you need. In other words, if you want to know if we will cover a medical service before you receive it, you can ask us to make a coverage decision for you. In limited circumstances a request for a coverage decision will be dismissed, which means we won't review the request. Examples of when a request will be dismissed include if the request is incomplete, if someone makes the request on your behalf but isn't legally authorized to do so or if you ask for your request to be withdrawn. If we dismiss a request for a coverage decision, we will send a notice explaining why the request was dismissed and how to ask for a review of the dismissal.

We are making a coverage decision for you whenever we decide what is covered for you and how much we pay. In some cases we might decide a service is not covered or is no longer covered by Medicare for you. If you disagree with this coverage decision, you can make an appeal.

Making an appeal

If we make a coverage decision and you are not satisfied with this decision, you can “appeal” the decision. An appeal is a formal way of asking us to review and change a

Chapter 7. What to do if you have a problem or complaint (coverage decisions, appeals, complaints)

coverage decision we have made.

When you appeal a decision for the first time, this is called a Level 1 Appeal. In this appeal, we review the coverage decision we made to check to see if we were following all of the rules properly. Your appeal is handled by different reviewers than those who made the original unfavorable decision. When we have completed the review, we give you our decision. Under certain circumstances, which we discuss later, you can request an expedited or “fast coverage decision” or fast appeal of a coverage decision. In limited circumstances an appeal request will be dismissed which means we won’t review the request. Examples of when a request will be dismissed include if the request is incomplete, if someone makes a request on your behalf but isn’t legally authorized to do so or if you ask for your request to be withdrawn. If we dismiss an appeal request, we will send a notice explaining why the request was dismissed and how to ask for a review of the dismissal.

If we say no to all or part of your Level 1 Appeal, you can go on to a Level 2 Appeal. The Level 2 Appeal is conducted by an Independent Review Organization that is not connected to us. (In some situations, your case will be automatically sent to the Independent Review Organization for a Level 2 Appeal. In other situations, you will need to ask for a Level 2 Appeal.) If you are not satisfied with the decision at the Level 2 Appeal, you may be able to continue through additional levels of appeal.

Section 4.2	How to get help when you are asking for a coverage decision or making an appeal
--------------------	--

Would you like some help? Here are resources you may wish to use if you decide to ask for any kind of coverage decision or appeal a decision:

- You **can call us at Customer Service** (phone numbers are printed on the back cover of this booklet).
- You **can get free help** from your State Health Insurance Assistance Program (see Section 2 of this chapter).
- **Your doctor can make a request for you.** For medical care or Part B prescription drugs, your doctor can request a coverage decision or a Level 1 Appeal on your behalf. If your appeal is denied at Level 1, it will be automatically forwarded to Level 2. To request any appeal after Level 2, your doctor must be appointed as your representative.
- **You can ask someone to act on your behalf.** If you want to, you can name another person to act for you as your “representative” to ask for a coverage decision or make an appeal.
 - There may be someone who is already legally authorized to act as your representative under State law.
 - If you want a friend, relative, your doctor or other provider, or other person

Chapter 7. What to do if you have a problem or complaint (coverage decisions, appeals, complaints)

to be your representative, call Customer Service (phone numbers are printed on the back cover of this booklet) and ask for the “Appointment of Representative” form. (The form is also available on Medicare’s website at www.cms.gov/Medicare/CMS-Forms/CMS-Forms/downloads/cms1696.pdf or on our website at www.Medicare.PacificSource.com.) The form gives that person permission to act on your behalf. It must be signed by you and by the person who you would like to act on your behalf. You must give us a copy of the signed form.

- **You also have the right to hire a lawyer to act for you.** You may contact your own lawyer, or get the name of a lawyer from your local bar association or other referral service. There are also groups that will give you free legal services if you qualify. However, **you are not required to hire a lawyer** to ask for any kind of coverage decision or appeal a decision.

Section 4.3	Which section of this chapter gives the details for your situation?
--------------------	--

There are three different types of situations that involve coverage decisions and appeals. Since each situation has different rules and deadlines, we give the details for each one in a separate section:

- **Section 5** of this chapter: “Your medical care: How to ask for a coverage decision or make an appeal”
- **Section 6** of this chapter: “How to ask us to cover a longer inpatient hospital stay if you think the doctor is discharging you too soon”
- **Section 7** of this chapter: “How to ask us to keep covering certain medical services if you think your coverage is ending too soon” (*Applies to these services only*: home health care, skilled nursing facility care, and Comprehensive Outpatient Rehabilitation Facility (CORF) services)

If you’re not sure which section you should be using, please call Customer Service (phone numbers are printed on the back cover of this booklet). You can also get help or information from government organizations such as your State Health Insurance Assistance Program (Chapter 2, Section 3, of this booklet has the phone numbers for this program).

SECTION 5 Your medical care: How to ask for a coverage decision or make an appeal



Have you read Section 4 of this chapter (*A guide to “the basics” of coverage decisions and appeals*)? If not, you may want to read it before you start this section.

Chapter 7. What to do if you have a problem or complaint (coverage decisions, appeals, complaints)

Section 5.1 This section tells what to do if you have problems getting coverage for medical care or if you want us to pay you back for our share of the cost of your care

This section is about your benefits for medical care and services. These benefits are described in Chapter 4 of this booklet: *Medical Benefits Chart (what is covered and what you pay)*. To keep things simple, we generally refer to “medical care coverage” or “medical care” in the rest of this section, instead of repeating “medical care or treatment or services” every time. The term “medical care” includes medical items and services as well as Medicare Part B prescription drugs. In some cases, different rules apply to a request for a Part B prescription drug. In those cases, we will explain how the rules for Part B prescription drugs are different from the rules for medical items and services.

This section tells what you can do if you are in any of the five following situations:

1. You are not getting certain medical care you want, and you believe that this care is covered by our plan.
2. Our plan will not approve the medical care your doctor or other medical provider wants to give you, and you believe that this care is covered by the plan.
3. You have received medical care that you believe should be covered by the plan, but we have said we will not pay for this care.
4. You have received and paid for medical care that you believe should be covered by the plan, and you want to ask our plan to reimburse you for this care.
5. You are being told that coverage for certain medical care you have been getting that we previously approved will be reduced or stopped, and you believe that reducing or stopping this care could harm your health.

NOTE: If the coverage that will be stopped is for hospital care, home health care, skilled nursing facility care, or Comprehensive Outpatient Rehabilitation Facility (CORF) services, you need to read a separate section of this chapter because special rules apply to these types of care. Here’s what to read in those situations:

- Chapter 7, Section 6: *How to ask us to cover a longer inpatient hospital stay if you think the doctor is discharging you too soon.*
- Chapter 7, Section 7: *How to ask us to keep covering certain medical services if you think your coverage is ending too soon.* This section is about three services only: home health care, skilled nursing facility care, and Comprehensive Outpatient Rehabilitation Facility (CORF) services.
- For *all other* situations that involve being told that medical care you have been getting will be stopped, use this section (Section 5) as your guide for what to do.

Chapter 7. What to do if you have a problem or complaint (coverage decisions, appeals, complaints)

Which of these situations are you in?

If you are in this situation:	This is what you can do:
To find out whether we will cover the medical care you want.	You can ask us to make a coverage decision for you. Go to the next section of this chapter, Section 5.2 .
If we already told you that we will not cover or pay for a medical service in the way that you want it to be covered or paid for.	You can make an appeal . (This means you are asking us to reconsider.) Skip ahead to Section 5.3 of this chapter.
If you want to ask us to pay you back for medical care you have already received and paid for.	You can send us the bill. Skip ahead to Section 5.5 of this chapter.

Section 5.2	Step-by-step: How to ask for a coverage decision (how to ask our plan to authorize or provide the medical care coverage you want)
--------------------	---

Legal Terms
When a coverage decision involves your medical care, it is called an “ organization determination .”
A “fast coverage decision” is called an “ expedited determination .”

Step 1: You ask our plan to make a coverage decision on the medical care you are requesting. If your health requires a quick response, you should ask us to make a “fast coverage decision.”

How to request coverage for the medical care you want

- Start by calling, writing, or faxing our plan to make your request for us to authorize or provide coverage for the medical care you want. You, your doctor, or your representative can do this.
- For the details on how to contact us, go to Chapter 2, Section 1 and look for the section called, *How to contact us when you are asking for a coverage decision about your medical care*.

Generally, we use the standard deadlines for giving you our decision

When we give you our decision, we will use the “standard” deadlines unless we have agreed to use the “fast” deadlines. **A standard coverage decision means we will give you an answer within 14 calendar days** after we receive your request for

Chapter 7. What to do if you have a problem or complaint (coverage decisions, appeals, complaints)

a medical item or service. If your request is for a **Medicare Part B prescription drug, we will give you an answer within 72 hours** after we receive your request.

- **However**, for a request **for a medical item or service we can take up to 14 more calendar days** if you ask for more time, or if we need information (such as medical records from out-of-network providers) that may benefit you. If we decide to take extra days to make the decision, we will tell you in writing. We can't take extra time to make a decision if your request is for a Medicare Part B prescription drug.
- If you believe we should *not* take extra days, you can file a "fast complaint" about our decision to take extra days. When you file a fast complaint, we will give you an answer to your complaint within 24 hours. (The process for making a complaint is different from the process for coverage decisions and appeals. For more information about the process for making complaints, including fast complaints, see Section 9 of this chapter.)

If your health requires it, ask us to give you a "fast coverage decision"

- **A fast coverage decision means we will answer within 72 hours if your request is for a medical item or service. If your request is for a Medicare Part B prescription drug, we will answer within 24 hours.**
 - **However**, for a request **for a medical item or service we can take up to 14 more calendar days** if we find that some information that may benefit you is missing (such as medical records from out-of-network providers), or if you need time to get information to us for the review. If we decide to take extra days, we will tell you in writing. We can't take extra time to make a decision if your request is for a Medicare Part B prescription drug.
 - If you believe we should *not* take extra days, you can file a "fast complaint" about our decision to take extra days. (For more information about the process for making complaints, including fast complaints, see Section 9 of this chapter.) We will call you as soon as we make the decision.
- **To get a fast coverage decision, you must meet two requirements:**
 - You can get a fast coverage decision *only* if you are asking for coverage for medical care *you have not yet received*. (You cannot ask for a fast coverage decision if your request is about payment for medical care you have already received.)
 - You can get a fast coverage decision *only* if using the standard deadlines could *cause serious harm to your health or hurt your ability to function*.
- **If your doctor tells us that your health requires a "fast coverage decision," we will automatically agree to give you a fast coverage decision.**

Chapter 7. What to do if you have a problem or complaint (coverage decisions, appeals, complaints)

- If you ask for a fast coverage decision on your own, without your doctor's support, we will decide whether your health requires that we give you a fast coverage decision.
 - If we decide that your medical condition does not meet the requirements for a fast coverage decision, we will send you a letter that says so (and we will use the standard deadlines instead).
 - This letter will tell you that if your doctor asks for the fast coverage decision, we will automatically give a fast coverage decision.
 - The letter will also tell how you can file a "fast complaint" about our decision to give you a standard coverage decision instead of the fast coverage decision you requested. (For more information about the process for making complaints, including fast complaints, see Section 9 of this chapter.)

Step 2: We consider your request for medical care coverage and give you our answer.***Deadlines for a "fast" coverage decision***

- Generally, for a fast coverage decision on a request for a medical item or service, we will give you our answer **within 72 hours**. If your request is for a Medicare Part B prescription drug, we will answer **within 24 hours**.
 - As explained above, we can take up to 14 more calendar days under certain circumstances. If we decide to take extra days to make the coverage decision, we will tell you in writing. We can't take extra time to make a decision if your request is for a Medicare Part B prescription drug.
 - If you believe we should *not* take extra days, you can file a "fast complaint" about our decision to take extra days. When you file a fast complaint, we will give you an answer to your complaint within 24 hours. (For more information about the process for making complaints, including fast complaints, see Section 9 of this chapter.)
 - If we do not give you our answer within 72 hours (or if there is an extended time period, by the end of that period), or 24 hours if your request is for a Part B prescription drug, you have the right to appeal. Section 5.3 below tells how to make an appeal.
- **If our answer is no to part or all of what you requested**, we will send you a detailed written explanation as to why we said no.

Deadlines for a "standard" coverage decision

- Generally, for a standard coverage decision on a request for a medical item or

Chapter 7. What to do if you have a problem or complaint (coverage decisions, appeals, complaints)

service, we will give you our answer **within 14 calendar days of receiving your request**. If your request is for a Medicare Part B prescription drug, we will give you an answer **within 72 hours** of receiving your request.

- For a request for a medical item or service, we can take up to 14 more calendar days (“an extended time period”) under certain circumstances. If we decide to take extra days to make the coverage decision, we will tell you in writing. We can’t take extra time to make a decision if your request is for a Medicare Part B prescription drug.
- If you believe we should *not* take extra days, you can file a “fast complaint” about our decision to take extra days. When you file a fast complaint, we will give you an answer to your complaint within 24 hours. (For more information about the process for making complaints, including fast complaints, see Section 9 of this chapter.)
- If we do not give you our answer within 14 calendar days (or if there is an extended time period, by the end of that period), or 72 hours if your request is for a Part B prescription drug, you have the right to appeal. Section 5.3 below tells how to make an appeal.
- **If our answer is no to part or all of what you requested**, we will send you a written statement that explains why we said no.

Step 3: If we say no to your request for coverage for medical care, you decide if you want to make an appeal.

- If we say no, you have the right to ask us to reconsider – and perhaps change – this decision by making an appeal. Making an appeal means making another try to get the medical care coverage you want.
- If you decide to make an appeal, it means you are going on to Level 1 of the appeals process (see Section 5.3 below).

Section 5.3

Step-by-step: How to make a Level 1 Appeal

(how to ask for a review of a medical care coverage decision made by our plan)

Step 1: You contact us and make your appeal. If your health requires a quick response, you must ask for a “fast appeal.”

Legal Terms

An appeal to the plan about a medical care coverage decision is called a plan “**reconsideration**.”

Chapter 7. What to do if you have a problem or complaint (coverage decisions, appeals, complaints)

What to do

- **To start an appeal, you, your doctor, or your representative, must contact us.** For details on how to reach us for any purpose related to your appeal, go to Chapter 2, Section 1 and look for section called, *How to contact us when you are making an appeal about your medical care.*
- **If you are asking for a standard appeal, make your standard appeal in writing by submitting a request.** You may also ask for an appeal by calling us at the phone number shown in Chapter 2, Section 1 (*How to contact us when you are making an appeal about your medical care*).
 - If you have someone appealing our decision for you other than your doctor, your appeal must include an Appointment of Representative form authorizing this person to represent you. (To get the form, call Customer Service (phone numbers are printed on the back cover of this booklet) and ask for the “Appointment of Representative” form. It is also available on Medicare’s website at www.cms.gov/Medicare/CMS-Forms/CMS-Forms/downloads/cms1696.pdf or on our website at www.Medicare.PacificSource.com.) While we can accept an appeal request without the form, we cannot begin or complete our review until we receive it. If we do not receive the form within 44 calendar days after receiving your appeal request (our deadline for making a decision on your appeal), your appeal request will be dismissed. If this happens, we will send you a written notice explaining your right to ask the Independent Review Organization to review our decision to dismiss your appeal.
- **If you are asking for a fast appeal, make your appeal in writing or call us** at the phone number shown in Chapter 2, Section 1 (*How to contact us when you are making an appeal about your medical care*).
- **You must make your appeal request within 60 calendar days** from the date on the written notice we sent to tell you our answer to your request for a coverage decision. If you miss this deadline and have a good reason for missing it, explain the reason your appeal is late when you make your appeal. We may give you more time to make your appeal. Examples of good cause for missing the deadline may include if you had a serious illness that prevented you from contacting us or if we provided you with incorrect or incomplete information about the deadline for requesting an appeal.
- **You can ask for a copy of the information regarding your medical decision and add more information to support your appeal.**
 - You have the right to ask us for a copy of the information regarding your appeal. We are allowed to charge a fee for copying and sending this information to you.

Chapter 7. What to do if you have a problem or complaint (coverage decisions, appeals, complaints)

- If you wish, you and your doctor may give us additional information to support your appeal.

If your health requires it, ask for a “fast appeal” (you can make a request by calling us)

Legal Terms
A “fast appeal” is also called an “ expedited reconsideration. ”

- If you are appealing a decision we made about coverage for care that you have not yet received, you and/or your doctor will need to decide if you need a “fast appeal.”
- The requirements and procedures for getting a “fast appeal” are the same as those for getting a “fast coverage decision.” To ask for a fast appeal, follow the instructions for asking for a fast coverage decision. (These instructions are given earlier in this section.)
- If your doctor tells us that your health requires a “fast appeal,” we will give you a fast appeal.

Step 2: We consider your appeal and we give you our answer.

- When our plan is reviewing your appeal, we take another careful look at all of the information about your request for coverage of medical care. We check to see if we were following all the rules when we said no to your request.
- We will gather more information if we need it. We may contact you or your doctor to get more information.

Deadlines for a “fast” appeal

- When we are using the fast deadlines, we must give you our answer **within 72 hours after we receive your appeal**. We will give you our answer sooner if your health requires us to do so.
 - However, if you ask for more time, or if we need to gather more information that may benefit you, we **can take up to 14 more calendar days** if your request is for a medical item or service. If we decide to take extra days to make the decision, we will tell you in writing. We can’t take extra time to make a decision if your request is for a Medicare Part B prescription drug.
 - If we do not give you an answer within 72 hours (or by the end of the extended time period if we took extra days), we are required to automatically send your request on to Level 2 of the appeals process, where it will be reviewed by an Independent Review Organization. Later in this section, we tell you about this organization and explain what happens at Level 2 of the

Chapter 7. What to do if you have a problem or complaint (coverage decisions, appeals, complaints)

appeals process.

- **If our answer is yes to part or all of what you requested**, we must authorize or provide the coverage we have agreed to provide within 72 hours after we receive your appeal.
- **If our answer is no to part or all of what you requested**, we will automatically send your appeal to the Independent Review Organization for a Level 2 Appeal.

Deadlines for a “standard” appeal

- If we are using the standard deadlines, we must give you our answer on a request for a medical item or service **within 30 calendar days** after we receive your appeal if your appeal is about coverage for services you have not yet received. If your request is for a Medicare Part B prescription drug you have not yet received, we will give you our answer **within 7 calendar days** after we receive your appeal. We will give you our decision sooner if your health condition requires us to.
 - However, if you ask for more time, or if we need to gather more information that may benefit you, **we can take up to 14 more calendar days** if your request is for a medical item or service. If we decide to take extra days to make the decision, we will tell you in writing. We can't take extra time to make a decision if your request is for a Medicare Part B prescription drug.
 - If you believe we should *not* take extra days, you can file a “fast complaint” about our decision to take extra days. When you file a fast complaint, we will give you an answer to your complaint within 24 hours. (For more information about the process for making complaints, including fast complaints, see Section 9 of this chapter.)
 - If we do not give you an answer by the applicable deadline above (or by the end of the extended time period if we took extra days on your request for a medical item or service), we are required to send your request on to Level 2 of the appeals process, where it will be reviewed by an Independent Review Organization. Later in this section, we talk about this review organization and explain what happens at Level 2 of the appeals process.
- **If our answer is yes to part or all of what you requested**, we must authorize or provide the coverage we have agreed to provide within 30 calendar days if your request is for a medical item or service, or **within 7 calendar days** if your request is for a Medicare Part B prescription drug.
- **If our answer is no to part or all of what you requested**, we will automatically send your appeal to the Independent Review Organization for a Level 2 Appeal.

Step 3: If our plan says no to part or all of your appeal, your case will

Chapter 7. What to do if you have a problem or complaint (coverage decisions, appeals, complaints)

automatically be sent on to the next level of the appeals process.

- To make sure we were following all the rules when we said no to your appeal, **we are required to send your appeal to the “Independent Review Organization.”** When we do this, it means that your appeal is going on to the next level of the appeals process, which is Level 2.

Section 5.4

Step-by-step: How a Level 2 Appeal is done

If we say no to your Level 1 Appeal, your case will *automatically* be sent on to the next level of the appeals process. During the Level 2 Appeal, the **Independent Review Organization** reviews our decision for your first appeal. This organization decides whether the decision we made should be changed.

Step 1: The Independent Review Organization reviews your appeal.

Legal Terms

The formal name for the “Independent Review Organization” is the **“Independent Review Entity.”** It is sometimes called the **“IRE.”**

- The Independent Review Organization is an independent organization that is hired by Medicare.** This organization is not connected with us and it is not a government agency. This organization is a company chosen by Medicare to handle the job of being the Independent Review Organization. Medicare oversees its work.
- We will send the information about your appeal to this organization. This information is called your “case file.” **You have the right to ask us for a copy of your case file.** We are allowed to charge you a fee for copying and sending this information to you.
- You have a right to give the Independent Review Organization additional information to support your appeal.
- Reviewers at the Independent Review Organization will take a careful look at all of the information related to your appeal.

If you had a “fast” appeal at Level 1, you will also have a “fast” appeal at Level 2

- If you had a fast appeal to our plan at Level 1, you will automatically receive a fast appeal at Level 2. The review organization must give you an answer to your Level 2 Appeal within 72 hours of when it receives your appeal.
- However, if your request is for a medical item or service and the Independent Review Organization needs to gather more information that may benefit you, **it can take up to 14 more calendar days.** The Independent Review Organization

Chapter 7. What to do if you have a problem or complaint (coverage decisions, appeals, complaints)

can't take extra time to make a decision if your request is for a Medicare Part B prescription drug.

If you had a “standard” appeal at Level 1, you will also have a “standard” appeal at Level 2

- If you had a standard appeal to our plan at Level 1, you will automatically receive a standard appeal at Level 2. If your request is for a medical item or service, the review organization must give you an answer to your Level 2 Appeal **within 30 calendar days** of when it receives your appeal. If your request is for a Medicare Part B prescription drug, the review organization must give you an answer to your Level 2 Appeal **within 7 calendar days** of when it receives your appeal.
- However, if your request is for a medical item or service and the Independent Review Organization needs to gather more information that may benefit you, **it can take up to 14 more calendar days**. The Independent Review Organization can't take extra time to make a decision if your request is for a Medicare Part B prescription drug.

Step 2: The Independent Review Organization gives you their answer.

The Independent Review Organization will tell you its decision in writing and explain the reasons for it.

- **If the review organization says yes to part or all of a request for a medical item or service**, we must authorize the medical care coverage within 72 hours or provide the service within 14 calendar days after we receive the decision from the review organization for standard requests or within 72 hours from the date we receive the decision from the review organization for expedited requests.
- **If the review organization says yes to part or all of a request for a Medicare Part B prescription drug**, we must authorize or provide the Part B prescription drug under dispute within **72 hours** after we receive the decision from the review organization for **standard requests** or within **24 hours** from the date we receive the decision from the review organization for **expedited requests**.
- **If this organization says no to part or all of your appeal**, it means they agree with us that your request (or part of your request) for coverage for medical care should not be approved. (This is called “upholding the decision.” It is also called “turning down your appeal.”)
- If the Independent Review Organization “upholds the decision” you have the right to a Level 3 Appeal. However, to make another appeal at Level 3, the dollar value of the medical care coverage you are requesting must meet a certain minimum. If the dollar value of the coverage you are requesting is too low, you cannot make another appeal, which means that the decision at Level 2 is final. The written notice you get from the Independent Review Organization will tell you how to find

Chapter 7. What to do if you have a problem or complaint (coverage decisions, appeals, complaints)

out the dollar amount to continue the appeals process.

Step 3: If your case meets the requirements, you choose whether you want to take your appeal further.

- There are three additional levels in the appeals process after Level 2 (for a total of five levels of appeal).
- If your Level 2 Appeal is turned down and you meet the requirements to continue with the appeals process, you must decide whether you want to go on to Level 3 and make a third appeal. The details on how to do this are in the written notice you get after your Level 2 Appeal.
- The Level 3 Appeal is handled by an Administrative Law Judge or attorney adjudicator. Section 8 in this chapter tells more about Levels 3, 4, and 5 of the appeals process.

Section 5.5	What if you are asking us to pay you for our share of a bill you have received for medical care?
--------------------	---

If you want to ask us for payment for medical care, start by reading Chapter 5 of this booklet: *Asking us to pay our share of a bill you have received for covered medical services*. Chapter 5 describes the situations in which you may need to ask for reimbursement or to pay a bill you have received from a provider. It also tells how to send us the paperwork that asks us for payment.

Asking for reimbursement is asking for a coverage decision from us

If you send us the paperwork that asks for reimbursement, you are asking us to make a coverage decision (for more information about coverage decisions, see Section 4.1 of this chapter). To make this coverage decision, we will check to see if the medical care you paid for is a covered service (see Chapter 4: *Medical Benefits Chart (what is covered and what you pay)*). We will also check to see if you followed all the rules for using your coverage for medical care (these rules are given in Chapter 3 of this booklet: *Using the plan's coverage for your medical services*).

We will say yes or no to your request

- If the medical care you paid for is covered and you followed all the rules, we will send you the payment for our share of the cost of your medical care within 60 calendar days after we receive your request. Or, if you haven't paid for the services, we will send the payment directly to the provider. (When we send the payment, it's the same as saying *yes* to your request for a coverage decision.)
- If the medical care is *not* covered, or you did *not* follow all the rules, we will not send payment. Instead, we will send you a letter that says we will not pay for the services and the reasons why in detail. (When we turn down your request for

Chapter 7. What to do if you have a problem or complaint (coverage decisions, appeals, complaints)

payment, it's the same as saying *no* to your request for a coverage decision.)

What if you ask for payment and we say that we will not pay?

If you do not agree with our decision to turn you down, **you can make an appeal**. If you make an appeal, it means you are asking us to change the coverage decision we made when we turned down your request for payment.

To make this appeal, follow the process for appeals that we describe in Section 5.3. Go to this section for step-by-step instructions. When you are following these instructions, please note:

- If you make an appeal for reimbursement, we must give you our answer within 60 calendar days after we receive your appeal. (If you are asking us to pay you back for medical care you have already received and paid for yourself, you are not allowed to ask for a fast appeal.)
- If the Independent Review Organization reverses our decision to deny payment, we must send the payment you have requested to you or to the provider within 30 calendar days. If the answer to your appeal is yes at any stage of the appeals process after Level 2, we must send the payment you requested to you or to the provider within 60 calendar days.

SECTION 6 How to ask us to cover a longer inpatient hospital stay if you think the doctor is discharging you too soon

When you are admitted to a hospital, you have the right to get all of your covered hospital services that are necessary to diagnose and treat your illness or injury. For more information about our coverage for your hospital care, including any limitations on this coverage, see Chapter 4 of this booklet: *Medical Benefits Chart (what is covered and what you pay)*.

During your covered hospital stay, your doctor and the hospital staff will be working with you to prepare for the day when you will leave the hospital. They will also help arrange for care you may need after you leave.

- The day you leave the hospital is called your “**discharge date**.”
- When your discharge date has been decided, your doctor or the hospital staff will let you know.
- If you think you are being asked to leave the hospital too soon, you can ask for a longer hospital stay and your request will be considered. This section tells you how to ask.

Chapter 7. What to do if you have a problem or complaint (coverage decisions, appeals, complaints)

Section 6.1 During your inpatient hospital stay, you will get a written notice from Medicare that tells about your rights

During your covered hospital stay, you will be given a written notice called *An Important Message from Medicare about Your Rights*. Everyone with Medicare gets a copy of this notice whenever they are admitted to a hospital. Someone at the hospital (for example, a caseworker or nurse) must give it to you within two days after you are admitted. If you do not get the notice, ask any hospital employee for it. If you need help, please call Customer Service (phone numbers are printed on the back cover of this booklet). You can also call 1-800-MEDICARE (1-800-633-4227), 24 hours a day, 7 days a week. TTY users should call 1-877-486-2048.

1. Read this notice carefully and ask questions if you don't understand it. It tells you about your rights as a hospital patient, including:

- Your right to receive Medicare-covered services during and after your hospital stay, as ordered by your doctor. This includes the right to know what these services are, who will pay for them, and where you can get them.
- Your right to be involved in any decisions about your hospital stay, and your right to know who will pay for it.
- Where to report any concerns you have about quality of your hospital care.
- Your right to appeal your discharge decision if you think you are being discharged from the hospital too soon.

Legal Terms

The written notice from Medicare tells you how you can “**request an immediate review.**” Requesting an immediate review is a formal, legal way to ask for a delay in your discharge date so that we will cover your hospital care for a longer time. (Section 6.2 below tells you how you can request an immediate review.)

2. You will be asked to sign the written notice to show that you received it and understand your rights.

- You or someone who is acting on your behalf will be asked to sign the notice. (Section 4 of this chapter tells how you can give written permission to someone else to act as your representative.)
- Signing the notice shows *only* that you have received the information about your rights. The notice does not give your discharge date (your doctor or hospital staff will tell you your discharge date). Signing the notice **does not mean** you are agreeing on a discharge date.

3. Keep your copy of the notice so you will have the information about making an appeal (or reporting a concern about quality of care) handy if you need it.

Chapter 7. What to do if you have a problem or complaint (coverage decisions, appeals, complaints)

- If you sign the notice more than two days before the day you leave the hospital, you will get another copy before you are scheduled to be discharged.
- To look at a copy of this notice in advance, you can call Customer Service (phone numbers are printed on the back cover of this booklet) or 1-800 MEDICARE (1-800-633-4227), 24 hours a day, 7 days a week. TTY users should call 1-877-486-2048. You can also see the notice online at www.cms.gov/Medicare/Medicare-General-Information/BNI/HospitalDischargeAppealNotices.

Section 6.2	Step-by-step: How to make a Level 1 Appeal to change your hospital discharge date
--------------------	--

If you want to ask for your inpatient hospital services to be covered by us for a longer time, you will need to use the appeals process to make this request. Before you start, understand what you need to do and what the deadlines are.

- **Follow the process.** Each step in the first two levels of the appeals process is explained below.
- **Meet the deadlines.** The deadlines are important. Be sure that you understand and follow the deadlines that apply to things you must do.
- **Ask for help if you need it.** If you have questions or need help at any time, please call Customer Service (phone numbers are printed on the back cover of this booklet). Or call your State Health Insurance Assistance Program, a government organization that provides personalized assistance (see Section 2 of this chapter).

During a Level 1 Appeal, the Quality Improvement Organization reviews your appeal. It checks to see if your planned discharge date is medically appropriate for you.

Step 1: Contact the Quality Improvement Organization for your state and ask for a “fast review” of your hospital discharge. You must act quickly.

What is the Quality Improvement Organization?

- This organization is a group of doctors and other health care professionals who are paid by the Federal government. These experts are not part of our plan. This organization is paid by Medicare to check on and help improve the quality of care for people with Medicare. This includes reviewing hospital discharge dates for people with Medicare.

Chapter 7. What to do if you have a problem or complaint (coverage decisions, appeals, complaints)

How can you contact this organization?

- The written notice you received (*An Important Message from Medicare About Your Rights*) tells you how to reach this organization. (Or find the name, address, and phone number of the Quality Improvement Organization for your state in Chapter 2, Section 4, of this booklet.)

Act quickly:

- To make your appeal, you must contact the Quality Improvement Organization *before* you leave the hospital and **no later than midnight the day of your discharge**. (Your “planned discharge date” is the date that has been set for you to leave the hospital.)
 - If you meet this deadline, you are allowed to stay in the hospital *after* your discharge date *without paying for it* while you wait to get the decision on your appeal from the Quality Improvement Organization.
 - If you do *not* meet this deadline, and you decide to stay in the hospital after your planned discharge date, *you may have to pay all of the costs* for hospital care you receive after your planned discharge date.
- If you miss the deadline for contacting the Quality Improvement Organization, and you still wish to appeal, you must make an appeal directly to our plan instead. For details about this other way to make your appeal, see Section 6.4.

Ask for a “fast review”:

- You must ask the Quality Improvement Organization for a **“fast review”** of your discharge. Asking for a “fast review” means you are asking for the organization to use the “fast” deadlines for an appeal instead of using the standard deadlines.

Legal Terms
A “fast review” is also called an “immediate review” or an “expedited review.”

Step 2: The Quality Improvement Organization conducts an independent review of your case.***What happens during this review?***

- Health professionals at the Quality Improvement Organization (we will call them “the reviewers” for short) will ask you (or your representative) why you believe coverage for the services should continue. You don’t have to prepare anything in writing, but you may do so if you wish.
- The reviewers will also look at your medical information, talk with your doctor, and review information that the hospital and we have given to them.

Chapter 7. What to do if you have a problem or complaint (coverage decisions, appeals, complaints)

- By noon of the day after the reviewers informed our plan of your appeal, you will also get a written notice that gives your planned discharge date and explains in detail the reasons why your doctor, the hospital, and we think it is right (medically appropriate) for you to be discharged on that date.

Legal Terms

This written explanation is called the “**Detailed Notice of Discharge.**” You can get a sample of this notice by calling Customer Service (phone numbers are printed on the back cover of this booklet) or 1-800-MEDICARE (1-800-633-4227, 24 hours a day, 7 days a week. TTY users should call 1-877-486-2048.) Or you can see a sample notice online at www.cms.gov/Medicare/Medicare-General-Information/BNI/HospitalDischargeAppealNotices

Step 3: Within one full day after it has all the needed information, the Quality Improvement Organization will give you its answer to your appeal.

What happens if the answer is yes?

- If the review organization says yes to your appeal, **we must keep providing your covered inpatient hospital services for as long as these services are medically necessary.**
- You will have to keep paying your share of the costs (such as deductibles or copays, if these apply). In addition, there may be limitations on your covered hospital services. (See Chapter 4 of this booklet).

What happens if the answer is no?

- If the review organization says *no* to your appeal, they are saying that your planned discharge date is medically appropriate. If this happens, **our coverage for your inpatient hospital services will end** at noon on the day *after* the Quality Improvement Organization gives you its answer to your appeal.
- If the review organization says *no* to your appeal and you decide to stay in the hospital, then **you may have to pay the full cost** of hospital care you receive after noon on the day after the Quality Improvement Organization gives you its answer to your appeal.

Step 4: If the answer to your Level 1 Appeal is no, you decide if you want to make another appeal.

- If the Quality Improvement Organization has turned down your appeal, *and* you stay in the hospital after your planned discharge date, then you can make another appeal. Making another appeal means you are going on to “Level 2” of the appeals process.

Chapter 7. What to do if you have a problem or complaint (coverage decisions, appeals, complaints)**Section 6.3 Step-by-step: How to make a Level 2 Appeal to change your hospital discharge date**

If the Quality Improvement Organization has turned down your appeal, *and* you stay in the hospital after your planned discharge date, then you can make a Level 2 Appeal. During a Level 2 Appeal, you ask the Quality Improvement Organization to take another look at the decision they made on your first appeal. If the Quality Improvement Organization turns down your Level 2 Appeal, you may have to pay the full cost for your stay after your planned discharge date.

Here are the steps for Level 2 of the appeal process:

Step 1: You contact the Quality Improvement Organization again and ask for another review.

- You must ask for this review **within 60 calendar days** after the day the Quality Improvement Organization said *no* to your Level 1 Appeal. You can ask for this review only if you stay in the hospital after the date that your coverage for the care ended.

Step 2: The Quality Improvement Organization does a second review of your situation.

- Reviewers at the Quality Improvement Organization will take another careful look at all of the information related to your appeal.

Step 3: Within 14 calendar days of receipt of your request for a second review, the Quality Improvement Organization reviewers will decide on your appeal and tell you their decision.***If the review organization says yes:***

- **We must reimburse you** for our share of the costs of hospital care you have received since noon on the day after the date your first appeal was turned down by the Quality Improvement Organization. **We must continue providing coverage for your inpatient hospital care for as long as it is medically necessary.**
- You must continue to pay your share of the costs and coverage limitations may apply.

If the review organization says no:

- It means they agree with the decision they made on your Level 1 Appeal and will not change it.

Chapter 7. What to do if you have a problem or complaint (coverage decisions, appeals, complaints)

- The notice you get will tell you in writing what you can do if you wish to continue with the review process. It will give you the details about how to go on to the next level of appeal, which is handled by an Administrative Law Judge or attorney adjudicator.

Step 4: If the answer is no, you will need to decide whether you want to take your appeal further by going on to Level 3.

- There are three additional levels in the appeals process after Level 2 (for a total of five levels of appeal). If the review organization turns down your Level 2 Appeal, you can choose whether to accept that decision or whether to go on to Level 3 and make another appeal. At Level 3, your appeal is reviewed by an Administrative Law Judge or attorney adjudicator.
- Section 8 in this chapter tells more about Levels 3, 4, and 5 of the appeals process.

Section 6.4 What if you miss the deadline for making your Level 1 Appeal?

You can appeal to us instead

As explained above in Section 6.2, you must act quickly to contact the Quality Improvement Organization to start your first appeal of your hospital discharge. (“Quickly” means before you leave the hospital and no later than your planned discharge date, whichever comes first.) If you miss the deadline for contacting this organization, there is another way to make your appeal.

If you use this other way of making your appeal, *the first two levels of appeal are different.*

Step-by-Step: How to make a Level 1 Alternate Appeal

If you miss the deadline for contacting the Quality Improvement Organization, you can make an appeal to us, asking for a “fast review.” A fast review is an appeal that uses the fast deadlines instead of the standard deadlines.

Legal Terms

A “fast review” (or “fast appeal”) is also called an “**expedited appeal**”.

Step 1: Contact us and ask for a “fast review.”

- For details on how to contact us, go to Chapter 2, Section 1 and look for the section called, *How to contact us when you are making an appeal about your medical care.*
- **Be sure to ask for a “fast review.”** This means you are asking us to give you an answer using the “fast” deadlines rather than the “standard” deadlines.

Chapter 7. What to do if you have a problem or complaint (coverage decisions, appeals, complaints)

Step 2: We do a “fast” review of your planned discharge date, checking to see if it was medically appropriate.

- During this review, we take a look at all of the information about your hospital stay. We check to see if your planned discharge date was medically appropriate. We will check to see if the decision about when you should leave the hospital was fair and followed all the rules.
- In this situation, we will use the “fast” deadlines rather than the standard deadlines for giving you the answer to this review.

Step 3: We give you our decision within 72 hours after you ask for a “fast review” (“fast appeal”).

- **If we say yes to your fast appeal**, it means we have agreed with you that you still need to be in the hospital after the discharge date, and will keep providing your covered inpatient hospital services for as long as it is medically necessary. It also means that we have agreed to reimburse you for our share of the costs of care you have received since the date when we said your coverage would end. (You must pay your share of the costs and there may be coverage limitations that apply.)
- **If we say no to your fast appeal**, we are saying that your planned discharge date was medically appropriate. Our coverage for your inpatient hospital services ends as of the day we said coverage would end.
 - If you stayed in the hospital *after* your planned discharge date, then **you may have to pay the full cost** of hospital care you received after the planned discharge date.

Step 4: If we say *no* to your fast appeal, your case will *automatically* be sent on to the next level of the appeals process.

- To make sure we were following all the rules when we said no to your fast appeal, **we are required to send your appeal to the “Independent Review Organization.”** When we do this, it means that you are *automatically* going on to Level 2 of the appeals process.

Chapter 7. What to do if you have a problem or complaint (coverage decisions, appeals, complaints)

Step-by-Step: Level 2 *Alternate* Appeal Process

During the Level 2 Appeal, an **Independent Review Organization** reviews the decision we made when we said no to your “fast appeal.” This organization decides whether the decision we made should be changed.

Legal Terms
The formal name for the “Independent Review Organization” is the “ Independent Review Entity .” It is sometimes called the “ IRE .”

Step 1: We will automatically forward your case to the Independent Review Organization.

- We are required to send the information for your Level 2 Appeal to the Independent Review Organization within 24 hours of when we tell you that we are saying no to your first appeal. (If you think we are not meeting this deadline or other deadlines, you can make a complaint. The complaint process is different from the appeal process. Section 9 of this chapter tells how to make a complaint.)

Step 2: The Independent Review Organization does a “fast review” of your appeal. The reviewers give you an answer within 72 hours.

- **The Independent Review Organization is an independent organization that is hired by Medicare.** This organization is not connected with our plan and it is not a government agency. This organization is a company chosen by Medicare to handle the job of being the Independent Review Organization. Medicare oversees its work.
- Reviewers at the Independent Review Organization will take a careful look at all of the information related to your appeal of your hospital discharge.
- **If this organization says yes to your appeal,** then we must reimburse you (pay you back) for our share of the costs of hospital care you have received since the date of your planned discharge. We must also continue the plan’s coverage of your inpatient hospital services for as long as it is medically necessary. You must continue to pay your share of the costs. If there are coverage limitations, these could limit how much we would reimburse or how long we would continue to cover your services.
- **If this organization says no to your appeal,** it means they agree with us that your planned hospital discharge date was medically appropriate.
 - The notice you get from the Independent Review Organization will tell you in writing what you can do if you wish to continue with the review process. It will give you the details about how to go on to a Level 3 Appeal, which is handled by an Administrative Law Judge or attorney adjudicator.

Chapter 7. What to do if you have a problem or complaint (coverage decisions, appeals, complaints)

Step 3: If the Independent Review Organization turns down your appeal, you choose whether you want to take your appeal further.

- There are three additional levels in the appeals process after Level 2 (for a total of five levels of appeal). If reviewers say no to your Level 2 Appeal, you decide whether to accept their decision or go on to Level 3 and make a third appeal.
- Section 8 in this chapter tells more about Levels 3, 4, and 5 of the appeals process.

SECTION 7 How to ask us to keep covering certain medical services if you think your coverage is ending too soon

Section 7.1	<i>This section is about three services only:</i> Home health care, skilled nursing facility care, and Comprehensive Outpatient Rehabilitation Facility (CORF) services
--------------------	--

This section is about the following types of care *only*:

- **Home health care services** you are getting.
- **Skilled nursing care** you are getting as a patient in a skilled nursing facility. (To learn about requirements for being considered a “skilled nursing facility,” see Chapter 10, *Definitions of important words*.)
- **Rehabilitation care** you are getting as an outpatient at a Medicare-approved Comprehensive Outpatient Rehabilitation Facility (CORF). Usually, this means you are getting treatment for an illness or accident, or you are recovering from a major operation. (For more information about this type of facility, see Chapter 10, *Definitions of important words*.)

When you are getting any of these types of care, you have the right to keep getting your covered services for that type of care for as long as the care is needed to diagnose and treat your illness or injury. For more information on your covered services, including your share of the cost and any limitations to coverage that may apply, see Chapter 4 of this booklet: *Medical Benefits Chart (what is covered and what you pay)*.

When we decide it is time to stop covering any of the three types of care for you, we are required to tell you in advance. When your coverage for that care ends, *we will stop paying our share of the cost for your care*.

If you think we are ending the coverage of your care too soon, **you can appeal our decision**. This section tells you how to ask for an appeal.

Chapter 7. What to do if you have a problem or complaint (coverage decisions, appeals, complaints)

Section 7.2 We will tell you in advance when your coverage will be ending

Legal Terms

In telling you what you can do, the written notice is telling how you can request a **“fast-track appeal.”** Requesting a fast-track appeal is a formal, legal way to request a change to our coverage decision about when to stop your care. (Section 7.3 below tells how you can request a fast-track appeal.)

The written notice is called the **“Notice of Medicare Non-Coverage.”**

1. You receive a notice in writing. At least two days before our plan is going to stop covering your care, you will receive a notice.

- The written notice tells you the date when we will stop covering the care for you.
- The written notice also tells what you can do if you want to ask our plan to change this decision about when to end your care, and keep covering it for a longer period of time.

2. You will be asked to sign the written notice to show that you received it.

- You or someone who is acting on your behalf will be asked to sign the notice. (Section 4 tells how you can give written permission to someone else to act as your representative.)
- Signing the notice shows *only* that you have received the information about when your coverage will stop. **Signing it does not mean you agree** with the plan that it's time to stop getting the care.

Section 7.3 Step-by-step: How to make a Level 1 Appeal to have our plan cover your care for a longer time

If you want to ask us to cover your care for a longer period of time, you will need to use the appeals process to make this request. Before you start, understand what you need to do and what the deadlines are.

- **Follow the process.** Each step in the first two levels of the appeals process is explained below.
- **Meet the deadlines.** The deadlines are important. Be sure that you understand and follow the deadlines that apply to things you must do. There are also deadlines our plan must follow. (If you think we are not meeting our deadlines, you can file a complaint. Section 9 of this chapter tells you how to file a complaint.)
- **Ask for help if you need it.** If you have questions or need help at any time,

Chapter 7. What to do if you have a problem or complaint (coverage decisions, appeals, complaints)

please call Customer Service (phone numbers are printed on the back cover of this booklet). Or call your State Health Insurance Assistance Program, a government organization that provides personalized assistance (see Section 2 of this chapter).

During a Level 1 Appeal, the Quality Improvement Organization reviews your appeal and decides whether to change the decision made by our plan.

Step 1: Make your Level 1 Appeal: contact the Quality Improvement Organization for your state and ask for a review. You must act quickly.

What is the Quality Improvement Organization?

- This organization is a group of doctors and other health care experts who are paid by the Federal government. These experts are not part of our plan. They check on the quality of care received by people with Medicare and review plan decisions about when it's time to stop covering certain kinds of medical care.

How can you contact this organization?

- The written notice you received tells you how to reach this organization. (Or find the name, address, and phone number of the Quality Improvement Organization for your state in Chapter 2, Section 4, of this booklet.)

What should you ask for?

- Ask this organization for a “fast-track appeal” (to do an independent review) of whether it is medically appropriate for us to end coverage for your medical services.

Your deadline for contacting this organization.

- You must contact the Quality Improvement Organization to start your appeal by noon of the day before the effective date on the Notice of Medicare Non-Coverage.
- If you miss the deadline for contacting the Quality Improvement Organization, and you still wish to file an appeal, you must make an appeal directly to us instead. For details about this other way to make your appeal, see Section 7.5.

Step 2: The Quality Improvement Organization conducts an independent review of your case.

What happens during this review?

- Health professionals at the Quality Improvement Organization (we will call them “the reviewers” for short) will ask you (or your representative) why you believe

Chapter 7. What to do if you have a problem or complaint (coverage decisions, appeals, complaints)

coverage for the services should continue. You don't have to prepare anything in writing, but you may do so if you wish.

- The review organization will also look at your medical information, talk with your doctor, and review information that our plan has given to them.
- By the end of the day the reviewers informed us of your appeal, and you will also get a written notice from us that explains in detail our reasons for ending our coverage for your services.

Legal Terms

This notice explanation is called the “**Detailed Explanation of Non-Coverage.**”

Step 3: Within one full day after they have all the information they need, the reviewers will tell you their decision.

What happens if the reviewers say yes to your appeal?

- If the reviewers say yes to your appeal, then **we must keep providing your covered services for as long as it is medically necessary.**
- You will have to keep paying your share of the costs (such as deductibles or copays, if these apply). In addition, there may be limitations on your covered services (see Chapter 4 of this booklet).

What happens if the reviewers say no to your appeal?

- If the reviewers say *no* to your appeal, then **your coverage will end on the date we have told you.** We will stop paying our share of the costs of this care on the date listed on the notice.
- If you decide to keep getting the home health care, or skilled nursing facility care, or Comprehensive Outpatient Rehabilitation Facility (CORF) services *after* this date when your coverage ends, then **you will have to pay the full cost** of this care yourself.

Step 4: If the answer to your Level 1 Appeal is no, you decide if you want to make another appeal.

- This first appeal you make is “Level 1” of the appeals process. If reviewers say *no* to your Level 1 Appeal – and you choose to continue getting care after your coverage for the care has ended – then you can make another appeal.
- Making another appeal means you are going on to “Level 2” of the appeals process.

Chapter 7. What to do if you have a problem or complaint (coverage decisions, appeals, complaints)**Section 7.4 Step-by-step: How to make a Level 2 Appeal to have our plan cover your care for a longer time**

If the Quality Improvement Organization has turned down your appeal and you choose to continue getting care after your coverage for the care has ended, then you can make a Level 2 Appeal. During a Level 2 Appeal, you ask the Quality Improvement Organization to take another look at the decision they made on your first appeal. If the Quality Improvement Organization turns down your Level 2 Appeal, you may have to pay the full cost for your home health care, or skilled nursing facility care, or Comprehensive Outpatient Rehabilitation Facility (CORF) services *after* the date when we said your coverage would end.

Here are the steps for Level 2 of the appeal process:

Step 1: You contact the Quality Improvement Organization again and ask for another review.

- You must ask for this review **within 60 days** after the day when the Quality Improvement Organization said *no* to your Level 1 Appeal. You can ask for this review only if you continued getting care after the date that your coverage for the care ended.

Step 2: The Quality Improvement Organization does a second review of your situation.

- Reviewers at the Quality Improvement Organization will take another careful look at all of the information related to your appeal.

Step 3: Within 14 days of receipt of your appeal request, reviewers will decide on your appeal and tell you their decision.***What happens if the review organization says yes to your appeal?***

- **We must reimburse you** for our share of the costs of care you have received since the date when we said your coverage would end. **We must continue providing coverage** for the care for as long as it is medically necessary.
- You must continue to pay your share of the costs and there may be coverage limitations that apply.

What happens if the review organization says no?

- It means they agree with the decision we made to your Level 1 Appeal and will not change it.
- The notice you get will tell you in writing what you can do if you wish to continue with the review process. It will give you the details about how to go on to the next

Chapter 7. What to do if you have a problem or complaint (coverage decisions, appeals, complaints)

level of appeal, which is handled by an Administrative Law Judge or attorney adjudicator.

Step 4: If the answer is no, you will need to decide whether you want to take your appeal further.

- There are three additional levels of appeal after Level 2, for a total of five levels of appeal. If reviewers turn down your Level 2 Appeal, you can choose whether to accept that decision or to go on to Level 3 and make another appeal. At Level 3, your appeal is reviewed by an Administrative Law Judge or attorney adjudicator.
- Section 8 in this chapter tells more about Levels 3, 4, and 5 of the appeals process.

Section 7.5 What if you miss the deadline for making your Level 1 Appeal?

You can appeal to us instead

As explained above in Section 7.3, you must act quickly to contact the Quality Improvement Organization to start your first appeal (within a day or two, at the most). If you miss the deadline for contacting this organization, there is another way to make your appeal. If you use this other way of making your appeal, *the first two levels of appeal are different*.

Step-by-Step: How to make a Level 1 Alternate Appeal

Legal Terms

A “fast review” (or “fast appeal”) is also called an “**expedited appeal**”.

If you miss the deadline for contacting the Quality Improvement Organization, you can make an appeal to us, asking for a “fast review.” A fast review is an appeal that uses the fast deadlines instead of the standard deadlines.

Here are the steps for a Level 1 Alternate Appeal:

Step 1: Contact us and ask for a “fast review.”

- For details on how to contact us, go to Chapter 2, Section 1 and look for the section called, *How to contact us when you are making an appeal about your medical care*.
- **Be sure to ask for a “fast review.”** This means you are asking us to give you an answer using the “fast” deadlines rather than the “standard” deadlines.

Step 2: We do a “fast” review of the decision we made about when to end

Chapter 7. What to do if you have a problem or complaint (coverage decisions, appeals, complaints)

coverage for your services.

- During this review, we take another look at all of the information about your case. We check to see if we were following all the rules when we set the date for ending the plan's coverage for services you were receiving.
- We will use the "fast" deadlines rather than the standard deadlines for giving you the answer to this review.

Step 3: We give you our decision within 72 hours after you ask for a "fast review" ("fast appeal").

- **If we say yes to your fast appeal**, it means we have agreed with you that you need services longer, and will keep providing your covered services for as long as it is medically necessary. It also means that we have agreed to reimburse you for our share of the costs of care you have received since the date when we said your coverage would end. (You must pay your share of the costs and there may be coverage limitations that apply.)
- **If we say no to your fast appeal**, then your coverage will end on the date we told you and we will not pay any share of the costs after this date.
- If you continued to get home health care, or skilled nursing facility care, or
- Comprehensive Outpatient Rehabilitation Facility (CORF) services *after* the date when we said your coverage would end, then **you will have to pay the full cost** of this care yourself.

Step 4: If we say *no* to your fast appeal, your case will *automatically* go on to the next level of the appeals process.

- To make sure we were following all the rules when we said no to your fast appeal, **we are required to send your appeal to the "Independent Review Organization."** When we do this, it means that you are *automatically* going on to Level 2 of the appeals process.

Step-by-Step: Level 2 Alternate Appeal Process

Legal Terms
The formal name for the "Independent Review Organization" is the "Independent Review Entity." It is sometimes called the "IRE."

During the Level 2 Appeal, the **Independent Review Organization** reviews the decision we made when we said no to your "fast appeal." This organization decides whether the decision we made should be changed.

Chapter 7. What to do if you have a problem or complaint (coverage decisions, appeals, complaints)

Step 1: We will automatically forward your case to the Independent Review Organization.

- We are required to send the information for your Level 2 Appeal to the Independent Review Organization within 24 hours of when we tell you that we are saying no to your first appeal. (If you think we are not meeting this deadline or other deadlines, you can make a complaint. The complaint process is different from the appeal process. Section 9 of this chapter tells how to make a complaint.)

Step 2: The Independent Review Organization does a “fast review” of your appeal. The reviewers give you an answer within 72 hours.

- **The Independent Review Organization is an independent organization that is hired by Medicare.** This organization is not connected with our plan and it is not a government agency. This organization is a company chosen by Medicare to handle the job of being the Independent Review Organization. Medicare oversees its work.
- Reviewers at the Independent Review Organization will take a careful look at all of the information related to your appeal.
- **If this organization says yes to your appeal,** then we must reimburse you (pay you back) for our share of the costs of care you have received since the date when we said your coverage would end. We must also continue to cover the care for as long as it is medically necessary. You must continue to pay your share of the costs. If there are coverage limitations, these could limit how much we would reimburse or how long we would continue to cover your services.
- **If this organization says no to your appeal,** it means they agree with the decision our plan made to your first appeal and will not change it.
 - The notice you get from the Independent Review Organization will tell you in writing what you can do if you wish to continue with the review process. It will give you the details about how to go on to a Level 3 Appeal.

Step 3: If the Independent Review Organization turns down your appeal, you choose whether you want to take your appeal further.

- There are three additional levels of appeal after Level 2, for a total of five levels of appeal. If reviewers say no to your Level 2 Appeal, you can choose whether to accept that decision or whether to go on to Level 3 and make another appeal. At Level 3, your appeal is reviewed by an Administrative Law Judge or attorney adjudicator.
- Section 8 in this chapter tells more about Levels 3, 4, and 5 of the appeals process.

SECTION 8 Taking your appeal to Level 3 and beyond

Section 8.1 Appeal Levels 3, 4 and 5 for Medical Service Requests

This section may be appropriate for you if you have made a Level 1 Appeal and a Level 2 Appeal, and both of your appeals have been turned down.

If the dollar value of the item or medical service you have appealed meets certain minimum levels, you may be able to go on to additional levels of appeal. If the dollar value is less than the minimum level, you cannot appeal any further. If the dollar value is high enough, the written response you receive to your Level 2 Appeal will explain who to contact and what to do to ask for a Level 3 Appeal.

For most situations that involve appeals, the last three levels of appeal work in much the same way. Here is who handles the review of your appeal at each of these levels.

Level 3 Appeal A judge (called an Administrative Law Judge) or an attorney adjudicator who works for the Federal government will review your appeal and give you an answer.

- **If the Administrative Law Judge or attorney adjudicator says yes to your appeal, the appeals process *may or may not* be over** - We will decide whether to appeal this decision to Level 4. Unlike a decision at Level 2 (Independent Review Organization), we have the right to appeal a Level 3 decision that is favorable to you.
 - If we decide *not* to appeal the decision, we must authorize or provide you with the service within 60 calendar days after receiving the Administrative Law Judge's or attorney adjudicator's decision.
 - If we decide to appeal the decision, we will send you a copy of the Level 4 Appeal request with any accompanying documents. We may wait for the Level 4 Appeal decision before authorizing or providing the service in dispute.
- **If the Administrative Law Judge or attorney adjudicator says no to your appeal, the appeals process *may or may not* be over.**
 - If you decide to accept this decision that turns down your appeal, the appeals process is over.
 - If you do not want to accept the decision, you can continue to the next level of the review process. If the Administrative Law Judge or attorney adjudicator says no to your appeal, the notice you get will tell you what to do next if you choose to continue with your appeal.

Chapter 7. What to do if you have a problem or complaint (coverage decisions, appeals, complaints)

Level 4 Appeal: The Medicare **Appeals Council** (Council) will review your appeal and give you an answer. The Council is part of the Federal government.

- **If the answer is yes, or if the Council denies our request to review a favorable Level 3 Appeal decision, the appeals process *may or may not* be over** - We will decide whether to appeal this decision to Level 5. Unlike a decision at Level 2 (Independent Review Organization), we have the right to appeal a Level 4 decision that is favorable to you if the value of the item or medical service meets the required dollar value.
 - If we decide *not* to appeal the decision, we must authorize or provide you with the service within 60 calendar days after receiving the Council's decision.
 - If we decide to appeal the decision, we will let you know in writing.
- **If the answer is no or if the Council denies the review request, the appeals process *may or may not* be over.**
 - If you decide to accept this decision that turns down your appeal, the appeals process is over.
 - If you do not want to accept the decision, you might be able to continue to the next level of the review process. If the Council says no to your appeal, the notice you get will tell you whether the rules allow you to go on to a Level 5 Appeal. If the rules allow you to go on, the written notice will also tell you who to contact and what to do next if you choose to continue with your appeal.

Level 5 Appeal A judge at the **Federal District Court** will review your appeal.

- This is the last step of the appeals process.

MAKING COMPLAINTS

SECTION 9 How to make a complaint about quality of care, waiting times, customer service, or other concerns



If your problem is about decisions related to benefits, coverage, or payment, then this section is *not for you*. Instead, you need to use the process for coverage decisions and appeals. Go to Section 4 of this chapter.

Section 9.1 What kinds of problems are handled by the complaint process?

This section explains how to use the process for making complaints. The complaint process is used for certain types of problems *only*. This includes problems related to quality of care, waiting times, and the customer service you receive. Here are examples

Chapter 7. What to do if you have a problem or complaint (coverage decisions, appeals, complaints)

of the kinds of problems handled by the complaint process.

If you have any of these kinds of problems, you can “make a complaint”

Complaint	Example
Quality of your medical care	<ul style="list-style-type: none"> • Are you unhappy with the quality of the care you have received (including care in the hospital)?
Respecting your privacy	<ul style="list-style-type: none"> • Do you believe that someone did not respect your right to privacy or shared information about you that you feel should be confidential?
Disrespect, poor customer service, or other negative behaviors	<ul style="list-style-type: none"> • Has someone been rude or disrespectful to you? • Are you unhappy with how our Customer Service has treated you? • Do you feel you are being encouraged to leave the plan?
Waiting times	<ul style="list-style-type: none"> • Are you having trouble getting an appointment, or waiting too long to get it? • Have you been kept waiting too long by doctors or other health professionals? Or by our Customer Service or other staff at the plan? <ul style="list-style-type: none"> ○ Examples include waiting too long on the phone, in the waiting room, or in the exam room.
Cleanliness	<ul style="list-style-type: none"> • Are you unhappy with the cleanliness or condition of a clinic, hospital, or doctor’s office?
Information you get from us	<ul style="list-style-type: none"> • Do you believe we have not given you a notice that we are required to give? • Do you think written information we have given you is hard to understand?

Chapter 7. What to do if you have a problem or complaint (coverage decisions, appeals, complaints)

Complaint	Example
Timeliness (These types of complaints are all related to the timeliness of our actions related to coverage decisions and appeals)	<p>The process of asking for a coverage decision and making appeals is explained in sections 4-8 of this chapter. If you are asking for a coverage decision or making an appeal, you use that process, not the complaint process.</p> <p>However, if you have already asked us for a coverage decision or made an appeal, and you think that we are not responding quickly enough, you can also make a complaint about our slowness. Here are examples:</p> <ul style="list-style-type: none">• If you have asked us to give you a “fast coverage decision” or a “fast appeal,” and we have said we will not, you can make a complaint.• If you believe we are not meeting the deadlines for giving you a coverage decision or an answer to an appeal you have made, you can make a complaint.• When a coverage decision we made is reviewed and we are told that we must cover or reimburse you for certain medical services, there are deadlines that apply. If you think we are not meeting these deadlines, you can make a complaint.• When we do not give you a decision on time, we are required to forward your case to the Independent Review Organization. If we do not do that within the required deadline, you can make a complaint.

Chapter 7. What to do if you have a problem or complaint (coverage decisions, appeals, complaints)

Section 9.2	The formal name for “making a complaint” is “filing a grievance”
--------------------	---

Legal Terms
<ul style="list-style-type: none"> • What this section calls a “complaint” is also called a “grievance.” • Another term for “making a complaint” is “filing a grievance.” • Another way to say “using the process for complaints” is “using the process for filing a grievance.”

Section 9.3	Step-by-step: Making a complaint
--------------------	---

Step 1: Contact us promptly – either by phone or in writing.

- **Usually, calling Customer Service is the first step.** If there is anything else you need to do, Customer Service will let you know. Call toll-free at (888) 863-3637 or TTY (800) 735-2900. Hours are: **October 1 - March 31:** 8:00 a.m. to 8:00 p.m. local time zone, seven days a week. **April 1 - September 30:** 8:00 a.m. to 8:00 p.m. local time zone, Monday - Friday. During this time of year, please leave a message on weekends, holidays, and after hours. We will return your call the next business day.
- **If you do not wish to call (or you called and were not satisfied), you can put your complaint in writing and send it to us.** If you put your complaint in writing, we will respond to your complaint in writing.
- **If you do this, it means that we will use our formal procedure for answering grievances.** Here’s how it works:
 - You or your legal representative may file the grievance. Your representative may be a friend, lawyer, advocate, doctor, or anyone else you formally name as your representative. If your representative is not someone who is already authorized by a Court or under State law to act for you, then you and that person must sign and date a statement that gives the person legal permission to be your representative. To learn how to name your representative, you may contact Customer Service at the numbers listed above.
 - If you file your grievance in writing, please send it to the address listed in Chapter 2. We will write you or your representative and let you know how we have addressed your concerns within 30 calendar days of receiving your grievance. In some instances we may need additional time to research and address your concern. If this is the case, we may extend the 30 day timeframe by up to 14 calendar days, and keep you informed of how your grievance is being handled. The 14 day extension may also be applied upon your request.

Chapter 7. What to do if you have a problem or complaint (coverage decisions, appeals, complaints)

- If your grievance is related to the denial of an expedited (fast) Organizational Determination or reconsideration, then you will be entitled to an expedited (fast) grievance. We will also expedite your grievance if it relates to a Plan decision to extend the 14 day timeframe for an Organizational Determination or the 30 day timeframe for a reconsideration request. We will respond to expedited reasons for this answer. We must respond whether we agree with the complaint or not.
- You can also submit a grievance through our secure website for members, InTouch. Click “InTouch Login” at the top of our plan website (www.Medicare.PacificSource.com) to register or access your account. There are two ways you can access our online appeal and grievance forms (1) From the **Tools** menu, choose “File Appeal or Grievance” (2) From the **Quick Links** box, choose “File Appeal or Grievance”.

An online form will appear for you to fill out. The form has two sections, one is for appeals (Tab 1) and the other is for grievances (Tab 2). Fill out the section that applies to your situation. After you have completed the form(s) click “Submit” to submit your request to the plan for review. Follow up notices will be sent to you by mail (or phone call for expedited reviews).

- **Whether you call or write, you should contact Customer Service right away.** The complaint must be made within 60 calendar days after you had the problem you want to complain about.

Legal Terms

What this section calls a “**fast complaint**” is also called an “**expedited grievance.**”

- **If you are making a complaint because we denied your request for a “fast coverage decision” or a “fast appeal,” we will automatically give you a “fast complaint.”** If you have a “fast” complaint, it means we will give you **an answer within 24 hours.**

Step 2: We look into your complaint and give you our answer.

- **If possible, we will answer you right away.** If you call us with a complaint, we may be able to give you an answer on the same phone call. If your health condition requires us to answer quickly, we will do that.
- **Most complaints are answered within 30 calendar days.** If we need more information and the delay is in your best interest or if you ask for more time, we can take up to 14 more calendar days (44 calendar days total) to answer your complaint. If we decide to take extra days, we will tell you in writing.
- **If we do not agree** with some or all of your complaint or don’t take responsibility for the problem you are complaining about, we will let you know. Our response

Chapter 7. What to do if you have a problem or complaint (coverage decisions, appeals, complaints)

will include our reasons for this answer. We must respond whether we agree with the complaint or not.

Section 9.4 You can also make complaints about quality of care to the Quality Improvement Organization

You can make your complaint about the quality of care you received by using the step-by-step process outlined above.

When your complaint is about *quality of care*, you also have two extra options:

- **You can make your complaint to the Quality Improvement Organization.** If you prefer, you can make your complaint about the quality of care you received directly to this organization (*without* making the complaint to us).
 - The Quality Improvement Organization is a group of practicing doctors and other health care experts paid by the Federal government to check and improve the care given to Medicare patients.
 - To find the name, address, and phone number of the Quality Improvement Organization for your state, look in Chapter 2, Section 4, of this booklet. If you make a complaint to this organization, we will work with them to resolve your complaint.
- **Or you can make your complaint to both at the same time.** If you wish, you can make your complaint about quality of care to us and also to the Quality Improvement Organization.

Section 9.5 You can also tell Medicare about your complaint

You can submit a complaint about our plan directly to Medicare. To submit a complaint to Medicare, go to www.medicare.gov/MedicareComplaintForm/home.aspx. Medicare takes your complaints seriously and will use this information to help improve the quality of the Medicare program.

If you have any other feedback or concerns, or if you feel the plan is not addressing your issue, please call 1-800-MEDICARE (1-800-633-4227). TTY/TDD users can call 1-877-486-2048.

CHAPTER 8

Ending your membership in the plan

Chapter 8. Ending your membership in the plan

SECTION 1	Introduction.....	186
Section 1.1	This chapter focuses on ending your membership in our plan.....	186
SECTION 2	When can you end your membership in our plan?	186
Section 2.1	You can end your membership during the Annual Enrollment Period.....	186
Section 2.2	You can end your membership during the Medicare Advantage Open Enrollment Period.....	187
Section 2.3	In certain situations, you can end your membership during a Special Enrollment Period.....	187
Section 2.4	Where can you get more information about when you can end your membership?	188
SECTION 3	How do you end your membership in our plan?	189
Section 3.1	Usually, you end your membership by enrolling in another plan.....	189
SECTION 4	Until your membership ends, you must keep getting your medical services through our plan	190
Section 4.1	Until your membership ends, you are still a member of our plan.....	190
SECTION 5	Our plan must end your membership in the plan in certain situations.....	190
Section 5.1	When must we end your membership in the plan?	190
Section 5.2	We cannot ask you to leave our plan for any reason related to your health	191
Section 5.3	You have the right to make a complaint if we end your membership in our plan	191

SECTION 1 Introduction

Section 1.1	This chapter focuses on ending your membership in our plan
--------------------	---

Ending your membership in our plan may be **voluntary** (your own choice) or **involuntary** (not your own choice):

- You might leave our plan because you have decided that you *want* to leave.
 - There are only certain times during the year, or certain situations, when you may voluntarily end your membership in the plan. Section 2 tells you *when* you can end your membership in the plan.
 - The process for voluntarily ending your membership varies depending on what type of new coverage you are choosing. Section 3 tells you *how* to end your membership in each situation.
- There are also limited situations where you do not choose to leave, but we are required to end your membership. Section 5 tells you about situations when we must end your membership.

If you are leaving our plan, you must continue to get your medical care through our plan until your membership ends.

SECTION 2 When can you end your membership in our plan?

You may end your membership in our plan only during certain times of the year, known as enrollment periods. All members have the opportunity to leave the plan during the Annual Enrollment Period and during the Medicare Advantage Open Enrollment Period. In certain situations, you may also be eligible to leave the plan at other times of the year.

Section 2.1	You can end your membership during the Annual Enrollment Period
--------------------	--

You can end your membership during the **Annual Enrollment Period** (also known as the “Annual Open Enrollment Period”). This is the time when you should review your health and drug coverage and make a decision about your coverage for the upcoming year.

- **When is the Annual Enrollment Period?** This happens from October 15 to December 7.
- **What type of plan can you switch to during the Annual Enrollment Period?** You can choose to keep your current coverage or make changes to your coverage for the upcoming year. If you decide to change to a new plan, you can choose any of the following types of plans:

- Another Medicare health plan. (You can choose a plan that covers prescription drugs or one that does not cover prescription drugs.)
- Original Medicare *with* a separate Medicare prescription drug plan.
- – *or* – Original Medicare *without* a separate Medicare prescription drug plan.
- **When will your membership end?** Your membership will end when your new plan's coverage begins on January 1.

Section 2.2	You can end your membership during the Medicare Advantage Open Enrollment Period
--------------------	---

You have the opportunity to make *one* change to your health coverage during the **Medicare Advantage Open Enrollment Period**.

- **When is the annual Medicare Advantage Open Enrollment Period?** This happens every year from January 1 to March 31.
- **What type of plan can you switch to during the annual Medicare Advantage Open Enrollment Period?** During this time, you can:
 - Switch to another Medicare Advantage Plan. (You can choose a plan that covers prescription drugs or one that does not cover prescription drugs).
 - Disenroll from our plan and obtain coverage through Original Medicare. If you choose to switch to Original Medicare during this period, you can also join a separate Medicare prescription drug plan at that time.
- **When will your membership end?** Your membership will end on the first day of the month after you enroll in a different Medicare Advantage plan or we get your request to switch to Original Medicare. If you also choose to enroll in a Medicare prescription drug plan, your membership in the drug plan will begin the first day of the month after the drug plan gets your enrollment request.

Section 2.3	In certain situations, you can end your membership during a Special Enrollment Period
--------------------	--

In certain situations, members of our plan may be eligible to end their membership at other times of the year. This is known as a **Special Enrollment Period**.

- **Who is eligible for a Special Enrollment Period?** If any of the following situations apply to you, you may be eligible to end your membership during a Special Enrollment Period. These are just examples, for the full list you can contact the plan, call Medicare, or visit the Medicare website (www.medicare.gov):
 - Usually, when you have moved.
 - If you have Medicaid.

- If we violate our contract with you.
- If you are getting care in an institution, such as a nursing home or long-term care (LTC) hospital.
- If you enroll in the Program of All-inclusive Care for the Elderly (PACE).
- **When are Special Enrollment Periods?** The enrollment periods vary depending on your situation.
- **What can you do?** To find out if you are eligible for a Special Enrollment Period, please call Medicare at 1-800-MEDICARE (1-800-633-4227), 24 hours a day, 7 days a week. TTY users call 1-877-486-2048. If you are eligible to end your membership because of a special situation, you can choose to change both your Medicare health coverage and prescription drug coverage. This means you can choose any of the following types of plans:
 - Another Medicare health plan (You can choose a plan that covers prescription drugs or one that does not cover prescription drugs.);
 - Original Medicare *with* a separate Medicare prescription drug plan;
 - – *or* – Original Medicare *without* a separate Medicare prescription drug plan.
- **When will your membership end?** Your membership will usually end on the first day of the month after your request to change your plan is received.

Section 2.4	Where can you get more information about when you can end your membership?
--------------------	---

If you have any questions or would like more information on when you can end your membership:

- You can **call Customer Service** (phone numbers are printed on the back cover of this booklet).
- You can find the information in the ***Medicare & You 2022*** handbook.
 - Everyone with Medicare receives a copy of the *Medicare & You 2022* handbook each fall. Those new to Medicare receive it within a month after first signing up.
 - You can also download a copy from the Medicare website (www.medicare.gov). Or, you can order a printed copy by calling Medicare at the number below.
- You can contact **Medicare** at 1-800-MEDICARE (1-800-633-4227), 24 hours a day, 7 days a week. TTY users should call 1-877-486-2048.

SECTION 3 How do you end your membership in our plan?

Section 3.1 Usually, you end your membership by enrolling in another plan

Usually, to end your membership in our plan, you simply enroll in another Medicare plan during one of the enrollment periods (see Section 2 in this chapter for information about the enrollment periods). However, if you want to switch from our plan to Original Medicare *without* a Medicare prescription drug plan, you must ask to be disenrolled from our plan. There are two ways you can ask to be disenrolled:

- You can make a request in writing to us. Contact Customer Service if you need more information on how to do this (phone numbers are printed on the back cover of this booklet).
- --or-- You can contact Medicare at 1-800-MEDICARE (1-800-633-4227), 24 hours a day, 7 days a week. TTY users should call 1-877-486-2048.

The table below explains how you should end your membership in our plan.

If you would like to switch from our plan to:	This is what you should do:
<ul style="list-style-type: none">• Another Medicare health plan.	<ul style="list-style-type: none">• Enroll in the new Medicare health plan. You will automatically be disenrolled from our plan when your new plan's coverage begins.
<ul style="list-style-type: none">• Original Medicare <i>with</i> a separate Medicare prescription drug plan.	<ul style="list-style-type: none">• Enroll in the new Medicare prescription drug plan. You will automatically be disenrolled from our plan when your new plan's coverage begins.
<ul style="list-style-type: none">• Original Medicare <i>without</i> a separate Medicare prescription drug plan.	<ul style="list-style-type: none">• Send us a written request to disenroll. Contact Customer Service if you need more information on how to do this (phone numbers are printed on the back cover of this booklet).• You can also contact Medicare, at 1-800-MEDICARE (1-800-633-4227), 24 hours a day, 7 days a week, and ask to be disenrolled. TTY users should call 1-877-486-2048.• You will be disenrolled from our plan when your coverage in Original Medicare begins.

SECTION 4 Until your membership ends, you must keep getting your medical services through our plan

Section 4.1 Until your membership ends, you are still a member of our plan
--

If you leave our plan, it may take time before your membership ends and your new Medicare coverage goes into effect. (See Section 2 for information on when your new coverage begins.) During this time, you must continue to get your medical care through our plan.

- **If you are hospitalized on the day that your membership ends, your hospital stay will usually be covered by our plan until you are discharged** (even if you are discharged after your new health coverage begins).

SECTION 5 Our plan must end your membership in the plan in certain situations

Section 5.1 When must we end your membership in the plan?

Our plan must end your membership in the plan if any of the following happen:

- If you no longer have Medicare Part A and Part B.
- If you move out of our service area.
- If you are away from our service area for more than six months.
 - If you move or take a long trip, you need to call Customer Service to find out if the place you are moving or traveling to is in our plan's area. (Phone numbers for Customer Service are printed on the back cover of this booklet.)
- If you become incarcerated (go to prison).
- If you are not a United States citizen or lawfully present in the United States.
- If you intentionally give us incorrect information when you are enrolling in our plan and that information affects your eligibility for our plan. (We cannot make you leave our plan for this reason unless we get permission from Medicare first.)
- If you continuously behave in a way that is disruptive and makes it difficult for us to provide medical care for you and other members of our plan. (We cannot make you leave our plan for this reason unless we get permission from Medicare first.)
- If you let someone else use your membership card to get medical care. (We cannot make you leave our plan for this reason unless we get permission from Medicare first.)

- If we end your membership because of this reason, Medicare may have your case investigated by the Inspector General.
- If you do not pay the plan premiums for two calendar months.
 - We must notify you in writing that you have two calendar months to pay the plan premium before we end your membership.

Where can you get more information?

If you have questions or would like more information on when we can end your membership:

- You can call **Customer Service** for more information (phone numbers are printed on the back cover of this booklet).

Section 5.2	We cannot ask you to leave our plan for any reason related to your health
--------------------	--

Our plan is not allowed to ask you to leave our plan for any reason related to your health.

What should you do if this happens?

If you feel that you are being asked to leave our plan because of a health-related reason, you should call Medicare at 1-800-MEDICARE (1-800-633-4227). TTY users should call 1-877-486-2048. You may call 24 hours a day, 7 days a week.

Section 5.3	You have the right to make a complaint if we end your membership in our plan
--------------------	---

If we end your membership in our plan, we must tell you our reasons in writing for ending your membership. We must also explain how you can file a grievance or make a complaint about our decision to end your membership. You can also look in Chapter 7, Section 9 for information about how to make a complaint.

CHAPTER 9

Legal notices

Chapter 9. Legal notices

Chapter 9. Legal notices

SECTION 1	Notice about governing law.....	194
SECTION 2	Notice about non-discrimination	194
SECTION 3	Notice about Medicare Secondary Payer subrogation rights	197

SECTION 1 Notice about governing law

Many laws apply to this *Evidence of Coverage* and some additional provisions may apply because they are required by law. This may affect your rights and responsibilities even if the laws are not included or explained in this document. The principal law that applies to this document is Title XVIII of the Social Security Act and the regulations created under the Social Security Act by the Centers for Medicare & Medicaid Services, or CMS. In addition, other Federal laws may apply and, under certain circumstances, the laws of the state you live in.

SECTION 2 Notice about non-discrimination

Our plan must obey laws that protect you from discrimination or unfair treatment. **We don't discriminate** based on race, ethnicity, national origin, color, religion, sex, gender, age, mental or physical disability, health status, claims experience, medical history, genetic information, evidence of insurability, or geographic location within the service area. All organizations that provide Medicare Advantage plans, like our plan, must obey Federal laws against discrimination, including Title VI of the Civil Rights Act of 1964, the Rehabilitation Act of 1973, the Age Discrimination Act of 1975, the Americans with Disabilities Act, Section 1557 of the Affordable Care Act, all other laws that apply to organizations that get Federal funding, and any other laws and rules that apply for any other reason.

If you want more information or have concerns about discrimination or unfair treatment, please call the Department of Health and Human Services' **Office for Civil Rights** at 1-800-368-1019 (TTY 1-800-537-7697) or your local Office for Civil Rights.

If you have a disability and need help with access to care, please call us at Customer Service (phone numbers are printed on the back cover of this booklet). If you have a complaint, such as a problem with wheelchair access, Customer Service can help.

Discrimination is Against the Law

PacificSource Community Health Plans complies with applicable Federal civil rights laws and does not discriminate on the basis of race, color, national origin, age, disability, or sex. PacificSource Community Health Plans does not exclude people or treat them differently because of race, color, national origin, age, disability, or sex.

PacificSource Community Health Plans:

Provides free aids and services to people with disabilities to communicate effectively with us, such as:

- Qualified sign language interpreters
- Written information in other formats (large print, audio, accessible electronic formats, other formats)

Chapter 9. Legal notices

Provides free language services to people whose primary language is not English, such as:

- Qualified interpreters
- Information written in other languages

If you need services, contact Customer Service at (888) 863-3637 or, for TTY users, (800) 735-2900.

- **October 1 – March 31:** 8:00 a.m. to 8:00 p.m. local time zone, seven days a week
- **April 1 – September 30:** 8:00 a.m. to 8:00 p.m. local time zone, Monday – Friday

If you believe that PacificSource Community Health Plans has failed to provide these services or discriminated in another way on the basis of race, color, national origin, age, disability, or sex, you can file a grievance with: Civil Rights Coordinator, PO Box 7068, Springfield, OR 97475-0068, (888) 977-9299, TTY 771, fax (541) 684-5264, or email crc@pacificsource.com. Please indicate you wish to file a civil rights grievance. You can file a grievance in person or by mail, fax, or email. If you need help filing a grievance, our Customer Service Department is available to help you.

You can also file a civil rights complaint with the U.S. Department of Health and Human Services, Office for Civil Rights, electronically through the Office for Civil Rights Complaint Portal, available at [OCRPortal.hhs.gov/ocr/portal/lobby.jsf](https://ocrportal.hhs.gov/ocr/portal/lobby.jsf), or by mail or phone at:

U.S. Department of Health and Human Services
200 Independence Avenue, SW
Room 509F, HHH Building
Washington, D.C. 20201

(800) 368-1019, (800) 537-7697 (TDD)

Complaint forms are available at [HHS.gov/ocr/office/file/index.html](https://hhs.gov/ocr/office/file/index.html).

Arabic	PacificSource Community Health Plans، لكي تلفح ال اي ف لوص حلال ع ددعاس مالت اموعمالو ث حتال عمج رتلص تائب 863-3637 (888). ن إن الكي دل وأب مل ص خش هدخلت قلنس أصوص خب ت. لالفذا يةنو نم نب لغتك يغرورلا ض
Cambodian-Mon-Khmer	បស្ថនេបូរីអនក បួន មនន កំែដលអនកកំពុងជួយ មននសំណង់ អ្នក PacificSource Community Health Plans បើ អនកមននសំណង់ដែលបានជួយនូវព័ត៌មាន មន បើទៅកាន់ សំណាវស្តអនក បើទៅយមនអស់ប៉ុណ្ណាក៏ ។ បើទៅមិនយាយ មួយអនកកដប សូម (888) 863-3637.
Chinese	如果您，或是您正在協助的對象，有關於[插入SBM 項目的名稱 PacificSource Community Health Plans 方面的問題，您 有權利免費以您的母語得到幫助和訊息。洽詢一位翻譯員，請撥電話[在此插入數字(888) 863-3637]
Cushite-Oromo	Isin yookan namni biraa isin deeggartan PacificSource Community Health Plans irratti gaaffii yo qabaattan, kaffaltii irraa bilisa haala ta'een afaan keessaniin odeeffannoo argachuu fi deeggarsa argachuuf mirga ni qabdu. Nama isiniif ibsu argachuuf, lakkoofsa bilbilaa (888) 863-3637 tiin bilbilaa.
French	Si vous, ou quelqu'un que vous êtes en train d'aider, a des questions à propos de PacificSource Community Health Plans, vous avez le droit d'obtenir de l'aide et l'information dans votre langue à aucun coût. Pour parler à un interprète, appelez (888) 863-3637.
German	Falls Sie oder jemand, dem Sie helfen, Fragen zum PacificSource Community Health Plans haben, haben Sie das Recht, kostenlose Hilfe und Informationen in Ihrer Sprache zu erhalten. Um mit einem Dolmetscher zu sprechen, rufen Sie bitte die Nummer (888) 863-3637 an.
Japanese	ご本人様、またはお客様の身の回りの方でもPacificSource Community Health Plansについてご質問がございましたら、ご希望の言語でサポートを受けたり、情報を入手したりすることができます。料金は かかりません。通訳とお話される場合、(888) 863-3637 までお電話ください。
Korean	만약 귀하 또는 귀하가 돕고 있는 어떤 사람이 PacificSource Community Health Plans 에 관해서 질문이 있다면 귀하는 그러한 도움과 정보를 귀하의 언어로 비용 부담없이 얻을 수 있는 권리가 있습니다. 그렇게 통역사와 얘기하기 위해서는 (888) 863-3637로 전화하십시오.
Persian-Farsi	م ، الوسرد دروم PacificSource Community Health Plans، ش هدهيش اباق حني الردي رادكه كم ك بهروطنكي ار تف ایردلني يد.(888) 863-3637 س امتلص احيني امن. گ ار امش، ايس كي كه امشه بهوامك كبيني وتاعلط ايمن ايزدوخار
Romanian	Dacă dumneavoastră sau persoana pe care o asistați aveți întrebări privind PacificSource Community Health Plans, aveți dreptul de a obține gratuit ajutor și informații în limba dumneavoastră. Pentru a vorbi cu un interpret, sunați la (888) 863-3637.
Russian	Если у вас или лица, которому вы помогаете, имеются вопросы по поводу PacificSource Community Health Plans, то вы имеете право на бесплатное получение помощи и информации на вашем языке. Для разговора с переводчиком позвоните по телефону (888) 863-3637.
Spanish	Si usted, o alguien a quien usted está ayudando, tiene preguntas acerca de PacificSource Community Health Plans, tiene derecho a obtener ayuda e información en su idioma sin costo alguno. Para hablar con un intérprete, llame al (888) 863-3637.
Thai	หากคุณ หรือ คนที่ คุณ กำลังช่วยเหลือนั้น มีคำถามเกี่ยวกับ PacificSource Community Health Plans คุณสามารถ ติดต่อขอรับความช่วยเหลือได้ฟรีโดยไม่เสียค่าใช้จ่าย โทร (888) 863-3637. และขอข้อมูลในภาษาของคุณได้โดยไม่ต้องเสียค่าใช้จ่าย โทร (888) 863-3637.

Chapter 9. Legal notices

Ukrainian	Якщо у Вас чи у когось, хто отримує Вашу допомогу, виникають питання про PacificSource Community Health Plans, у Вас є право отримати безкоштовну допомогу та інформацію на Вашій рідній мові. Щоб зв'язатись з перекладачем, задзвоніть на (888) 863-3637.
Vietnamese	Nếu quý vị, hay người mà quý vị đang giúp đỡ, có câu hỏi về PacificSource Community Health Plans, quý vị sẽ có quyền được giúp và có thêm thông tin bằng ngôn ngữ của mình miễn phí. Để nói chuyện với một thông dịch viên, xin gọi (888) 863-3637.

SECTION 3 Notice about Medicare Secondary Payer subrogation rights

We have the right and responsibility to collect for covered Medicare services for which Medicare is not the primary payer. According to CMS regulations at 42 CFR sections 422.108 and 423.462, our plan, as a Medicare Advantage Organization, will exercise the same rights of recovery that the Secretary exercises under CMS regulations in subparts B through D of part 411 of 42 CFR and the rules established in this section supersede any State laws.

CHAPTER 10

Definitions of important words

Chapter 10. Definitions of important words

Allowed Amount – The dollar amount considered payment-in-full by the plan. It includes any amount paid by the plan as well as any member cost sharing (such as copays and coinsurances). The Allowed Amount is typically a discounted rate rather than the actual charges billed by the provider.

Ambulatory Surgical Center – An Ambulatory Surgical Center is an entity that operates exclusively for the purpose of furnishing outpatient surgical services to patients not requiring hospitalization and whose expected stay in the center does not exceed 24 hours.

Annual Enrollment Period – A set time each fall when members can change their health or drug plans or switch to Original Medicare. The Annual Enrollment Period is from October 15 until December 7.

Appeal – An appeal is something you do if you disagree with our decision to deny a request for coverage of health care services or prescription drugs or payment for services or drugs you already received. You may also make an appeal if you disagree with our decision to stop services that you are receiving. For example, you may ask for an appeal if we don't pay for a drug, item, or service you think you should be able to receive. Chapter 7 explains appeals, including the process involved in making an appeal.

Balance Billing – When a provider (such as a doctor or hospital) bills a patient more than the plan's allowed cost sharing amount. As a member of our plan, you only have to pay our plan's cost sharing amounts when you get services covered by our plan. We do not allow providers to "balance bill" or otherwise charge you more than the amount of cost sharing your plan says you must pay.

Benefit Period – The way that both our plan and Original Medicare measures your use of hospital and skilled nursing facility (SNF) services. A benefit period begins the day you go into a hospital or skilled nursing facility. The benefit period ends when you haven't received any inpatient hospital care (or skilled care in a SNF) for 60 days in a row. If you go into a hospital or a skilled nursing facility after one benefit period has ended, a new benefit period begins. There is no limit to the number of benefit periods.

Centers for Medicare & Medicaid Services (CMS) – The Federal agency that administers Medicare. Chapter 2 explains how to contact CMS.

Coinsurance – An amount you may be required to pay as your share of the cost for services after you pay any deductibles. Coinsurance is usually a percentage (for example, 20%).

Combined Maximum Out-of-Pocket Amount – This is the most you will pay in a year for all Part A and Part B services from both in-network (preferred) providers and out-of-network (non-preferred) providers. See Chapter 4, Section 1.2 for information about your combined maximum out-of-pocket amount.

Chapter 10. Definitions of important words

Complaint – The formal name for “making a complaint” is “filing a grievance.” The complaint process is used for certain types of problems *only*. This includes problems related to quality of care, waiting times, and the customer service you receive. See also “Grievance,” in this list of definitions.

Comprehensive Outpatient Rehabilitation Facility (CORF) – A facility that mainly provides rehabilitation services after an illness or injury, and provides a variety of services including physical therapy, social or psychological services, respiratory therapy, occupational therapy and speech-language pathology services, and home environment evaluation services.

Copayment (or “copay”) – An amount you may be required to pay as your share of the cost for a medical service or supply, like a doctor’s visit, hospital outpatient visit, or a prescription. A copayment is a set amount, rather than a percentage. For example, you might pay \$10 or \$20 for a doctor’s visit or prescription.

Cost Sharing – Cost sharing refers to amounts that a member has to pay when services are received. Cost sharing includes any combination of the following three types of payments: (1) any deductible amount a plan may impose before services are covered; (2) any fixed “copayment” amount that a plan requires when a specific service is received; or (3) any “coinsurance” amount, a percentage of the total amount paid for a service, that a plan requires when a specific service is received.

Covered Services – The general term we use in this EOC to mean all of the health care services and supplies that are covered by our plan.

Creditable Prescription Drug Coverage – Prescription drug coverage (for example, from an employer or union) that is expected to pay, on average, at least as much as Medicare’s standard prescription drug coverage. People who have this kind of coverage when they become eligible for Medicare can generally keep that coverage without paying a penalty, if they decide to enroll in Medicare prescription drug coverage later.

Custodial Care – Custodial care is personal care provided in a nursing home, hospice, or other facility setting when you do not need skilled medical care or skilled nursing care. Custodial care is personal care that can be provided by people who don’t have professional skills or training, such as help with activities of daily living like bathing, dressing, eating, getting in or out of a bed or chair, moving around, and using the bathroom. It may also include the kind of health-related care that most people do themselves, like using eye drops. Medicare doesn’t pay for custodial care.

Customer Service – A department within our plan responsible for answering your questions about your membership, benefits, grievances, and appeals. See Chapter 2 for information about how to contact Customer Service.

Deductible – The amount you must pay for health care before our plan begins to pay.

Disenroll or Disenrollment – The process of ending your membership in our plan. Disenrollment may be voluntary (your own choice) or involuntary (not your own choice).

Durable Medical Equipment (DME) – Certain medical equipment that is ordered by your doctor for medical reasons. Examples include walkers, wheelchairs, crutches, powered mattress systems, diabetic supplies, IV infusion pumps, speech generating devices, oxygen equipment, nebulizers, or hospital beds ordered by a provider for use in the home.

Emergency – A medical emergency is when you, or any other prudent layperson with an average knowledge of health and medicine, believe that you have medical symptoms that require immediate medical attention to prevent loss of life, loss of a limb, or loss of function of a limb. The medical symptoms may be an illness, injury, severe pain, or a medical condition that is quickly getting worse.

Emergency Care – Covered services that are: 1) rendered by a provider qualified to furnish emergency services; and 2) needed to treat, evaluate, or stabilize an emergency medical condition.

Evidence of Coverage (EOC) and Disclosure Information – This document, along with your enrollment form and any other attachments, riders, or other optional coverage selected, which explains your coverage, what we must do, your rights, and what you have to do as a member of our plan.

Extra Help – A Medicare program to help people with limited income and resources pay Medicare prescription drug program costs, such as premiums, deductibles, and coinsurance.

Grievance – A type of complaint you make about us, including a complaint concerning the quality of your care. This type of complaint does not involve coverage or payment disputes.

Home Health Aide – A home health aide provides services that don't need the skills of a licensed nurse or therapist, such as help with personal care (e.g., bathing, using the toilet, dressing, or carrying out the prescribed exercises). Home health aides do not have a nursing license or provide therapy.

Hospice – A member who has 6 months or less to live has the right to elect hospice. We, your plan, must provide you with a list of hospices in your geographic area. If you elect hospice and continue to pay premiums you are still a member of our plan. You can still obtain all medically necessary services as well as the supplemental benefits we offer. The hospice will provide special treatment for your state.

Hospital Inpatient Stay – A hospital stay when you have been formally admitted to the hospital for skilled medical services. Even if you stay in the hospital overnight, you might still be considered an "outpatient."

Initial Enrollment Period – When you are first eligible for Medicare, the period of time when you can sign up for Medicare Part A and Part B. For example, if you're eligible for Medicare when you turn 65, your Initial Enrollment Period is the 7-month period that begins 3 months before the month you turn 65, includes the month you turn 65, and ends 3 months after the month you turn 65.

In-Network Maximum Out-of-Pocket Amount – The most you will pay for covered Part A and Part B services received from in-network (preferred) providers. After you have reached this limit, you will not have to pay anything when you get covered services from in-network providers for the rest of the contract year. However, until you reach your combined out-of-pocket amount, you must continue to pay your share of the costs when you seek care from an out-of-network (non-preferred) provider. See Chapter 4, Section 1.2 for information about your in-network maximum out-of-pocket amount.

In-Network Provider – “Provider” is the general term we use for doctors, other health care professionals, hospitals, and other health care facilities that are licensed or certified by Medicare and by the State to provide health care services. We call them “**in-network providers**” when they have an agreement with our plan to accept our payment as payment in full, and in some cases to coordinate as well as provide covered services to members of our plan. Our plan pays in-network providers based on the agreements it has with the providers or if the providers agree to provide you with plan-covered services. In-network providers may also be referred to as “plan providers.”

Low Income Subsidy (LIS) – See “Extra Help.”

Medicaid (or Medical Assistance) – A joint Federal and state program that helps with medical costs for some people with low incomes and limited resources. Medicaid programs vary from state to state, but most health care costs are covered if you qualify for both Medicare and Medicaid. See Chapter 2, Section 6 for information about how to contact Medicaid in your state.

Medically Necessary – Services, supplies, or drugs that are needed for the prevention, diagnosis, or treatment of your medical condition and meet accepted standards of medical practice.

Medicare – The Federal health insurance program for people 65 years of age or older, some people under age 65 with certain disabilities, and people with End-Stage Renal Disease (generally those with permanent kidney failure who need dialysis or a kidney transplant). People with Medicare can get their Medicare health coverage through Original Medicare, a PACE plan, or a Medicare Advantage Plan.

Medicare Advantage Open Enrollment Period – A set time each year when members in a Medicare Advantage plan can cancel their plan enrollment and switch to another Medicare Advantage plan, or obtain coverage through Original Medicare. If you choose to switch to Original Medicare during this period, you can also join a separate Medicare prescription drug plan at that time. The Medicare Advantage Open Enrollment Period is from January 1 until March 31, and is also available for a 3-month period after an individual is first eligible for Medicare.

Medicare Advantage (MA) Plan – Sometimes called Medicare Part C. A plan offered by a private company that contracts with Medicare to provide you with all your Medicare Part A and Part B benefits. A Medicare Advantage Plan can be an HMO, PPO, a Private Fee-for-Service (PFFS) plan, or a Medicare Medical Savings Account (MSA) plan. When you are enrolled in a Medicare Advantage Plan, Medicare services are covered

Chapter 10. Definitions of important words

through the plan, and are not paid for under Original Medicare. In most cases, Medicare Advantage Plans also offer Medicare Part D (prescription drug coverage). These plans are called **Medicare Advantage Plans with Prescription Drug Coverage**. Everyone who has Medicare Part A and Part B is eligible to join any Medicare Advantage health plan that is offered in their area.

Medicare-Covered Services – Services covered by Medicare Part A and Part B. All Medicare health plans, including our plan, must cover all of the services that are covered by Medicare Part A and B.

Medicare Health Plan – A Medicare health plan is offered by a private company that contracts with Medicare to provide Part A and Part B benefits to people with Medicare who enroll in the plan. This term includes all Medicare Advantage Plans, Medicare Cost Plans, Demonstration/Pilot Programs, and Programs of All-inclusive Care for the Elderly (PACE).

Medicare Prescription Drug Coverage (Medicare Part D) – Insurance to help pay for outpatient prescription drugs, vaccines, biologicals, and some supplies not covered by Medicare Part A or Part B.

“Medigap” (Medicare Supplement Insurance) Policy – Medicare supplement insurance sold by private insurance companies to fill “gaps” in Original Medicare. Medigap policies only work with Original Medicare. (A Medicare Advantage Plan is not a Medigap policy.)

Member (Member of our Plan, or “Plan Member”) – A person with Medicare who is eligible to get covered services, who has enrolled in our plan and whose enrollment has been confirmed by the Centers for Medicare & Medicaid Services (CMS).

Optional Supplemental Benefits – Non-Medicare-covered benefits that can be purchased for an additional premium and are not included in your package of benefits. If you choose to have optional supplemental benefits, you may have to pay an additional premium. You must voluntarily elect Optional Supplemental Benefits in order to get them.

Organization Determination – The Medicare Advantage plan has made an organization determination when it makes a decision about whether items or services are covered or how much you have to pay for covered items or services. Organization determinations are called “coverage decisions” in this booklet. Chapter 7 explains how to ask us for a coverage decision.

Original Medicare (“Traditional Medicare” or “Fee-for-service” Medicare) – Original Medicare is offered by the government, and not a private health plan such as Medicare Advantage Plans and prescription drug plans. Under Original Medicare, Medicare services are covered by paying doctors, hospitals, and other health care providers payment amounts established by Congress. You can see any doctor, hospital, or other health care provider that accepts Medicare. You must pay the deductible. Medicare pays its share of the Medicare-approved amount, and you pay your share. Original

Medicare has two parts: Part A (Hospital Insurance) and Part B (Medical Insurance) and is available everywhere in the United States.

Out-of-Network Provider or Out-of-Network Facility – A provider or facility with which we have not arranged to coordinate or provide covered services to members of our plan. Out-of-network providers are providers that are not employed, owned, or operated by our plan or are not under contract to deliver covered services to you. Using out-of-network providers or facilities is explained in this booklet in Chapter 3.

Out-of-Pocket Costs – See the definition for “cost sharing” above. A member’s cost sharing requirement to pay for a portion of services received is also referred to as the member’s “out-of-pocket” cost requirement.

PACE plan – A PACE (Program of All-Inclusive Care for the Elderly) plan combines medical, social, and long-term care (LTC) services for frail people to help people stay independent and living in their community (instead of moving to a nursing home) as long as possible, while getting the high-quality care they need. People enrolled in PACE plans receive both their Medicare and Medicaid benefits through the plan.

Part C – see “Medicare Advantage (MA) Plan.”

Part D – The voluntary Medicare Prescription Drug Benefit Program. (For ease of reference, we will refer to the prescription drug benefit program as Part D.)

Preferred Provider Organization (PPO) Plan – A Preferred Provider Organization plan is a Medicare Advantage Plan that has a network of contracted providers that have agreed to treat plan members for a specified payment amount. A PPO plan must cover all plan benefits whether they are received from in-network or out-of-network providers. Member cost sharing will generally be higher when plan benefits are received from out-of-network providers. PPO plans have an annual limit on your out-of-pocket costs for services received from in-network (preferred) providers and a higher limit on your total combined out-of-pocket costs for services from both in-network (preferred) and out-of-network (non-preferred) providers.

Premium – The periodic payment to Medicare, an insurance company, or a health care plan for health or prescription drug coverage.

Primary Care Provider (PCP) – Your primary care provider is the doctor or other provider you see first for most health problems. He or she makes sure you get the care you need to keep you healthy. He or she also may talk with other doctors and health care providers about your care and refer you to them. In many Medicare health plans, you must see your primary care provider before you see any other health care provider. See Chapter 3, Section 2.1 for information about Primary Care Providers.

Prior Authorization – Approval in advance to get covered services. In the in-network portion of a PPO, some in-network medical services are covered only if your doctor or other in-network provider gets “prior authorization” from our plan. In a PPO, you do not need prior authorization to obtain out-of-network services. However, you may want to check with the plan before obtaining services from out-of-network providers to confirm

Chapter 10. Definitions of important words

that the service is covered by your plan and what your cost sharing responsibility is. Covered services that need prior authorization are marked in the Benefits Chart in Chapter 4. Some drugs are covered only if your doctor or other in-network provider gets “prior authorization” from us. Covered drugs that need prior authorization are marked in the formulary.

Prosthetics and Orthotics – These are medical devices ordered by your doctor or other health care provider. Covered items include, but are not limited to, arm, back and neck braces; artificial limbs; artificial eyes; and devices needed to replace an internal body part or function, including ostomy supplies and enteral and parenteral nutrition therapy.

Quality Improvement Organization (QIO) – A group of practicing doctors and other health care experts paid by the Federal government to check and improve the care given to Medicare patients. See Chapter 2, Section 4 for information about how to contact the QIO for your state.

Rehabilitation Services – These services include physical therapy, speech and language therapy, and occupational therapy.

Service Area – A geographic area where a health plan accepts members if it limits membership based on where people live. For plans that limit which doctors and hospitals you may use, it’s also generally the area where you can get routine (non-emergency) services. The plan may disenroll you if you permanently move out of the plan’s service area.

Skilled Nursing Facility (SNF) Care – Skilled nursing care and rehabilitation services provided on a continuous, daily basis, in a skilled nursing facility. Examples of skilled nursing facility care include physical therapy or intravenous injections that can only be given by a registered nurse or doctor.

Special Enrollment Period – A set time when members can change their health or drug plans or return to Original Medicare. Situations in which you may be eligible for a Special Enrollment Period include: if you move outside the service area, if you move into a nursing home, or if we violate our contract with you.

Supplemental Security Income (SSI) – A monthly benefit paid by Social Security to people with limited income and resources who are disabled, blind, or age 65 and older. SSI benefits are not the same as Social Security benefits.

Urgently Needed Services – Urgently needed services are provided to treat a non-emergency, unforeseen medical illness, injury, or condition that requires immediate medical care. Urgently needed services may be furnished by in-network providers or by out-of-network providers when in-network providers are temporarily unavailable or inaccessible.

Chapter 10. Definitions of important words

Usual, Customary, and Reasonable (UCR) – We will cover 100% for covered services under the Optional Comprehensive Dental and Optional Preventive Dental Benefits up to our maximum allowable charge. This maximum dollar amount covered by your plan for covered dental services and is based on the 85th percentile of Usual, Customary, and Reasonable (UCR) charges. This means that 85% of dentists accept our maximum allowable as payment in full. If your dentist charges more than the maximum allowable, you may have to pay excess charges.

PacificSource Medicare Customer Service

Method	Customer Service – Contact Information
CALL	<p>(888) 863-3637</p> <p>Calls to this number are free. Hours are: October 1 – March 31: 8:00 a.m. to 8:00 p.m. local time zone, seven days a week. April 1 – September 30: 8:00 a.m. to 8:00 p.m. local time zone, Monday – Friday.</p> <p>During this time of the year, please leave a message on weekends, holidays, and after hours. We will return your call the next business day.</p> <p>Customer Service also has free language interpreter services available for non-English speakers.</p>
TTY	<p>(800) 735-2900</p> <p>This number requires special telephone equipment and is only for people who have difficulties with hearing or speaking.</p> <p>Calls to this number are free. Hours are: October 1 – March 31: 8:00 a.m. to 8:00 p.m. local time zone, seven days a week. April 1 – September 30: 8:00 a.m. to 8:00 p.m. local time zone, Monday – Friday.</p>
FAX	(541) 322-6423
WRITE	<p>PacificSource Medicare Customer Service Department PO Box 7469 Bend, Oregon 97708 MedicareCS@PacificSource.com</p>
WEBSITE	www.Medicare.PacificSource.com

Senior Health Insurance Benefits Assistance (Oregon SHIP)

Senior Health Insurance Benefits Assistance is a state program that gets money from the Federal government to give free local health insurance counseling to people with Medicare.

Method	Contact Information
CALL	(800) 722-4134
TTY	711 This number requires special telephone equipment and is only for people who have difficulties with hearing or speaking.
WRITE	Senior Health Insurance Benefits Assistance 350 Winter Street NE, Suite 330 Salem, OR 97301
WEBSITE	www.OregonShiba.org

PRA Disclosure Statement According to the Paperwork Reduction Act of 1995, no persons are required to respond to a collection of information unless it displays a valid OMB control number. The valid OMB control number for this information collection is 0938-1051. If you have comments or suggestions for improving this form, please write to: CMS, 7500 Security Boulevard, Attn: PRA Reports Clearance Officer, Mail Stop C4-26-05, Baltimore, Maryland 21244-1850.